



**2017**  
**List Price &**  
**Product Specifications**



[www.kfiseating.com](http://www.kfiseating.com)

# TERMS AND CONDITIONS

Payment terms are Net 30 Days for companies with pre-approved credit lines. New accounts are required to submit a completed credit application to be considered for credit. Past due invoices are subject to a 1-1/2% monthly finance charge (18% APR). Accounts without pre-approved credit are required to pay in advance. All orders may be called into our Sales and Service Department and confirmed by fax or mail.

## SHIPPING INFORMATION:

All shipments by KFI are delivered to freight lines in good condition. Our liability ceases upon freight company's acceptance of the order. All Shipments must be inspected upon receipt and note any damage on the freight carrier's bill. Damage claims must be reported to KFI within 10 CALENDAR DAYS of receipt of order. Please note that unloading of merchandise from freight carrier tailgate into premises is the customer's responsibility.

## RETURNED GOODS:

Merchandise returned to factory without prior written authorization will not be accepted. A 30% restocking charge will be assessed on orders returned or canceled. Custom Orders Non-Returnable

## SHIPPING TIME:

Items designated **In-Stock** ship within 2 to 3 days upon receipt of a confirmed order. "STANDARD LEAD-TIME" ships in 2 to 3 weeks. "SPECIAL ORDER" items ship in 4 to 5 weeks.

# ORDERING INFORMATION

## GENERAL SERVICES ADMINISTRATION

### Federal Supply Service

Authorized Federal Supply Schedule Price List  
On-line access to contract ordering information, terms and conditions, up-to-date pricing, and the option to create an electronic delivery order are available through:

GSA Advantage! A menu-driven database system. The INTERNET address for GSA Advantage! is: [www.gsaadvantage.gov](http://www.gsaadvantage.gov).

### Schedule Title:

Furniture - FSC Group 71 Furniture  
FSC Class(es): 7105, 7110, 7125, 7195 & 7195

**Contract Numbers:** GS-28F-0023W & GS-28F-0052W

### Contract Period:

February 26, 2015 through February 25, 2020

For more information on ordering from Federal Supply Schedules click on the FSS Schedules button at [fss.gsa.gov](http://fss.gsa.gov)

**Contractor:** KFI Furniture, LLC  
1533 Bank Street  
Louisville, KY 40201  
Phone: 1-800-457-5073  
Fax: 502-585-4676  
Web Site: [www.kfiseating.com](http://www.kfiseating.com)

**Contract Administration:** North American Marketing, Inc.  
2127 Espey court, Suite 220  
Crofton, MD 21114  
Phone: 410-721-8803  
Fax: 410-721-0079

### Business Size: Small Hub Zone

- 1a. Awarded Special Item Numbers:
- SIN 71-302 Training Room, Auditorium and Theater Seating
  - SIN 71-11 Tables and Accessories
  - SIN 71-17 Upholstered Furniture
  - SIN 71-18 Multipurpose Seating
  - SIN 71-19 Stacking Chairs
  - SIN 71-308 Cafeteria & Food Service Furniture (GS-28F-0052W)

- 2. Maximum Order: \$125,000.00
- 3. Minimum Order: \$100.00 (net)
- 4. Geographic Coverage: Continental US, Lower 48 States
- 5. Point of Production: Louisville Kentucky
- 6. Discount: 60.7%
- 7. Quantity discounts: Call for special pricing
- 8. Prompt Payment Terms: Net 30 days
- 9a. Government Purchase cards are accepted at or below the micro purchase threshold.
- 9b. Government Purchase cards are accepted above the micro purchase threshold.
- 10. Foreign Items: KFI Seating products are "Domestic End Products"
- 11.
  - a. Time of Delivery: 60 Days after receipt of order.
  - b. Expedited time of delivery: 3 days ARO for in-stock items
- 12. FOB Terms: Orders under \$1,500 list are charged a flat \$80 shipping charge, Orders over \$1,500 list are FOB Destination. (Dock to Dock)
- 13a. Ordering Address: KFI  
1533 Bank Street  
Louisville, KY 40201  
Phone: 1-800-457-5073  
Fax: 502-585-4676  
Web Site: [www.kfiseating.com](http://www.kfiseating.com)
- 13b. Ordering Procedures: For supplies and services, the ordering procedures, information on Blanket Purchase Agreements (BPA's) are found in Federal Acquisition Regulation (FAR) 8.405-3.
- 14. Payment Address: KFI  
1533 Bank Street  
Louisville, KY 40201
- 15. Warranty Provision: Standard 12 year commercial warranty
- 16. Export Packaging Charges: Call for quote.
- 17. Terms & Conditions for government purchase cards: N/A
- 18. Terms & Conditions of rental, maintenance & repair: N/A
- 19. Installation: Quoted on a job-by-job basis.
- 20. Repair Parts: Call for pricing
- 20a. Other Services: Call for pricing on other services
- 21. Service & Distribution Points: Call for location of authorized servicing dealer.
- 22. Participating Dealers: Call for information for servicing dealer for your area.
- 23. Preventive Maintenance: Call for instructions for Care & Use of KFI products
- 24a. Special attributes such as environmental attributes: KFI will seek actively to reduce its impact on the environment to the lowest practicable level by ensuring that all operations and activities of the company employ the best practice in respect to the environment. Any threat of pollution from its activities will be identified and either eliminated or controlled effectively.
- 25. DUNS Number: 08-035-3190
- 26. KFI is registered in the Central Contractor Registration (CCR) data



# TABLE OF CONTENTS

## MULTI-USE / GUEST

**EVOLVE Series:** 1310, 1310FB, 1311, 1311FB, CS1310, CS1310FB, CS1311, CS1311FB, BR1310, BR1310FB, HP1310, HP1310FB .....4-7

**EVOLVE Series Oversized:** WD1310, WD1310FB, WD1311, WD1311FB .....8-9

1300 Series: 1310, 1311, CS1310, CS1311, BR1310, BRSL1310 .....10-11

**JIVE:** 9222, BR9222, BR9333 .....12-13

**JAVA:** 3888 .....12-13

**JULEP** 2500 .....14-15

**KOOL Collection:** 2300, CS2300, BR2300 .....16-17  
TK2300, DS2300 .....18-19  
BEAM Seating .....20-21

4900 Series: FB4921, DB4921, SB4921 .....22-23

## HOSPITALITY- Cafe & Dining

3100 Series: 3100, BR3100 .....24-25

3300 Series: 3315A,B,C, 3315D, 3319K, BR3315A,B,C, BR3315D, BR3319K, BR3300 .....26-27

3300 Series: 3309, 3310, 3312, 3316, BR3309, BR3310, BR3312, BR3316 .....28-29

IM3316 .....76

3600 Series: 3618B, 3618C, BR3618B, BR3618C .....30-31

3800 Series: 3818A, 3818C, 3818P, BR3818A, BR3818C, BR3818P .....32-33

3800 Series: 3818LA, 3818LB, 3818LC, BR3818LA, BR3818LC, BR3818LC .....34-35

3900 Series: 3990C, 3903, 3905, 3995LB, BR3990C, BR3903, BR3905, BR3995LB .....36-37

**EASTWOOD:** 4200, BR4200, CT4200 .....38-39

4300 Series: 4311, 4317, BR4311, BR4317 .....40-41

4400 Series: 4400, 4402, BR4400, BR4402 .....42-43

4500 Series: 4505, 4523, 4528, BR4505, BR4523, BR4528 .....44-45

**RYE** 4510 .....46-47

## TABLES

**MODE Tables** .....48-53

**FUSE Tables** .....54-57

**URBAN LOFT Collection** .....58-61

Blow-Mold & Folding Tables:  
TBM1872, TBM3060, TBM3072, TBM3096, TBM60RD, TFD1860, TFD1872, TFD2460 .....62-63

## OUTDOOR SEATING

**EVELEEN:** 5600, 5601, TSY32RD, TSY32SQ .....64-65

5000 Series: 5210, BR5210, 5201, BR5260, TSS32RD, TSS32SQ .....66-67

## MULTI-USE / EDUCATION

2000 Series: 2000, FP2000 .....68-69

2000 Series: TK2000, DS2000 .....70-71

2000 Beam Seating: 2-Seat, 3-Seat, 4-Seat .....72-73

2100 Series: 2100, CS2100 .....74-75

## STACKING / FOLDING

IM500 & IM800 .....76-77

300 Series: 310, 311, 320, 321, RB310, RB311 .....78-79

400 Series: 410, 411, 420, 421, 430, 431 .....80-81

500 Series 510, 520, 530 .....82-83

800 Series 810, 820 .....82-83

1000 Series: FR1020, FR1021, FR1030, WB1020, WB1030 .....84-85

1000 Series: CM1020, HWC1030, HWC1030 .....86-87

1000 Series: **HTB1040, HTB1041**, HTB1041-CS .....88-89

1100 Series: AD1100-NA, AD1100BK-CY, AD1100BK-NA .....90-91

1400 Series: 1410, 1411, 1420, 1421, 1430, 1431, 1440 .....92-93

1530 & 1635 Series: 1530, 1530-1, 1635, 1635-1 .....94-95

1830 Series: 1830, 1830-1, 1835, 1835-1, 1839, 1839-1 .....96-97

1900 Series: 1920, 1921 .....98-99

8000 Series: 8000, 8100, 8200 .....100-101

## UPHOLSTERY

KFI Upholsteries .....102

### Grade-In Program:

CF Stinson, Culp, Mayer, Momentum  
Guilford of Maine, Spradling Fabrics .....103-112

KFI Stack Chair Limited Warranty .....113

Price Discounts and Zones .....113

Contact Customer Service for Quotes:  
1-800-457-5073 or swilliamson@kfiseating.com

# EVOLVE SEATING - Multi-Purpose Stack, Guest Chairs and Stools





Available with **Upholstered Seat & Back**


Available with or without arms, glides or casters


(SB) Sandtex Black, (SL) Silver frame option


Lead-Time: 2 - 3 Weeks


Armless-Glides	Seat & Back Type	Frame	Model	KFI Upholstery			Grade in Fabric / Vinyls							
				G1	G2	G3	A	B	C	D	E	F	G	H
	Upholstered 1.5" Seat	SB or SL	<b>1310FB-</b>	\$219	\$234	\$234	\$272	\$283	\$297	\$311	\$325	\$339	\$353	\$367

Arms-Glides	Seat & Back Type	Frame	Model	KFI Upholstery			Grade in Fabric / Vinyls							
				G1	G2	G3	A	B	C	D	E	F	G	H
	Upholstered 1.5" Seat	SB or SL	<b>1311FB-</b>	\$259	\$273	\$273	\$311	\$322	\$336	\$350	\$364	\$378	\$392	\$406

Armless-Casters	Seat & Back Type	Frame	Model	KFI Upholstery			Grade in Fabric / Vinyls							
				G1	G2	G3	A	B	C	D	E	F	G	H
	Upholstered 1.5" Seat	SB or SL	<b>CS1310FB-</b>	\$286	\$296	\$296	\$334	\$345	\$359	\$373	\$387	\$401	\$415	\$429

Arms-Casters	Seat & Back Type	Frame	Model	KFI Upholstery			Grade in Fabric / Vinyls							
				G1	G2	G3	A	B	C	D	E	F	G	H
	Upholstered 1.5" Seat	SB or SL	<b>CS1311FB-</b>	\$318	\$329	\$329	\$367	\$378	\$392	\$406	\$420	\$434	\$448	\$462

Barstool-30" Seat	Seat & Back Type	Frame	Model	KFI Upholstery			Grade in Fabric / Vinyls							
				G1	G2	G3	A	B	C	D	E	F	G	H
	Upholstered 1.5" Seat	SB or SL	<b>BR1310FB-</b>	\$401	\$407	\$407	\$445	\$456	\$470	\$484	\$498	\$512	\$526	\$540

Barstool-25" Seat	Seat & Back Type	Frame	Model	KFI Upholstery			Grade in Fabric / Vinyls							
				G1	G2	G3	A	B	C	D	E	F	G	H
	Upholstered 1.5" Seat	SB or SL	<b>HP1310FB-</b>	\$518	\$524	\$524	\$562	\$573	\$587	\$601	\$615	\$629	\$643	\$657

To Order: \_\_\_\_\_ - \_\_\_\_\_ - \_\_\_\_\_

**Example**

Model #      Frame      Seat & Back  
 Color      Color      Color

1311FB-SL-2902

DIMENSIONS		SHIPPING INFORMATION	
Width	19"	Weight	15 lbs
Depth	18.5"	LTL	6 per carton- 30" x 21.5" x 51.25"- 18.9 CF
Height	31.5"	UPS	3 per carton- 23.5" x 21.5" x 39.5" - 11.6 CF
Seat	1.5" x 17.5" W x 17.5" D		
Seat H	18"		* Cartons may be broken with no fee
Back	18" W x 12" H		* All pricing is FOB, Louisville, KY
DIMENSIONS		SHIPPING INFORMATION	
Width	23"	Weight	16 lbs
Depth	18.5"	LTL	5 per carton- 30.25" x 23.5" x 41.25"- 16.8 CF
Height	31.5"	UPS	1 per carton- 23.5" x 21.5" x 39.5" - 11.6 CF
Seat	1.5" x 17.5" W x 17.5" D		
Seat H	18"		* Cartons may be broken with no fee
Back	18" W x 12" H		* All pricing is FOB, Louisville, KY
Arms Top	26"		
DIMENSIONS		SHIPPING INFORMATION	
Width	19"	Weight	16 lbs
Depth	18.5"	LTL	6 per carton- 30" x 21.5" x 51.25"- 18.9 CF
Height	31.5"	UPS	2 per carton- 23.5" x 21.5" x 39.5" - 11.6 CF
Seat	2" x 17.5" W x 17.5" D		
Seat H	18"		* Cartons may be broken with no fee
Back	18" W x 12" H		* All pricing is FOB, Louisville, KY
DIMENSIONS		SHIPPING INFORMATION	
Width	23"	Weight	17 lbs
Depth	18.5"	LTL	5 per carton- 30.25" x 23.5" x 41.25"- 16.8 CF
Height	31.5"	UPS	1 per carton- 23.5" x 21.5" x 39.5" - 11.6 CF
Seat	1.5" x 17.5" W x 17.5" D		
Seat H	18"		* Cartons may be broken with no fee
Back	18" W x 12" H		* All pricing is FOB, Louisville, KY
Arms Top	26"		
DIMENSIONS		SHIPPING INFORMATION	
Width	19"	Weight	18 lbs
Depth	22"	LTL	1 per carton- 24.5" x 23" x 53.75"- 17.5 CF
Height	45"		
Seat	1.5" x 17.5" W x 17.5" D		* Does not ship UPS
Seat H	30"		
Back	18" W x 12" H		* All pricing is FOB, Louisville, KY
DIMENSIONS		SHIPPING INFORMATION	
Width	19"	Weight	18 lbs
Depth	22"	LTL	1 per carton- 24.5" x 23" x 53.75"- 17.5 CF
Height	40.5"		
Seat	1.5" x 17.5" W x 17.5" D		* Does not ship UPS
Seat H	25"		
Back	18" W x 12" H		* All pricing is FOB, Louisville, KY

**Upholstery:**

See page 102 for KFI Vinyl's and Fabrics  
 See pages 103-112 for all Graded options

COM (Customers Own Material)- 1 yd per chair  
 \* Use Grade 2 pricing

CAL133- Call for pricing

**Additional Options:**

1 - Black Arms Standard; Grey available upon request

2 - (CH) Chrome Frame - Add \$36 each  
 Chairs-50 minimum, Bartstools-100 minimum

**Specifications and Features:**

7/8" round tube frame- 16 gauge  
 5/8" square tube stretcher bars- 18 gauge  
 Thirty-two point welds  
 Dual wheel hooded casters - must be installed  
 Contoured Seat & Back  
 Black or Grey arms  
 T-nut construction on back  
 100% virgin polyurethane foam-CAL TB 117  
 Black polyethylene glides  
 ANSI-BIMFA tested

**Accessories:**

Chair Dolly:



Model	Weight	List Price
DLY-UNV	16 lbs	\$191
DLY-TRK	28lbs	\$399

DLY-UNV-Shipping Dimensions: 24" x 24" x 5"  
 DLY-TRK- Shipping Dimensions: 23" x 15" x 49"  
 Stacks 8 High (1310 & 1311 Only)



SIN# 711-18

**KFI**  
 www.kfiseating.com  
 800-457-5073

# EVOLVE SEATING - Multi-Purpose Stack, Guest Chairs and Stools


Available with **Upholstered Seat & Wood Back**


Available with or without arms, glides or casters


(SB) Sandtex Black, (SL) Silver frame option


Lead Time 2 - 3 Weeks





Armless-Glides	Seat & Back Type	Frame	Model	KFI Upholstery			Grade in Fabric / Vinyls							
				G1	G2	G3	A	B	C	D	E	F	G	H
	<b>Wood Back</b>	SB or SL	<b>1310-</b>	\$324	\$327	\$327	\$355	\$362	\$369	\$376	\$383	\$400	\$407	\$414
	<b>* 1.5" Upholstered Seat</b>													

Arms-Glides	Seat & Back Type	Frame	Model	KFI Upholstery			Grade in Fabric / Vinyls							
				G1	G2	G3	A	B	C	D	E	F	G	H
	<b>Wood Back</b>	SB or SL	<b>1311-</b>	\$364	\$366	\$366	\$394	\$401	\$408	\$415	\$422	\$429	\$436	\$443
	<b>* 1.5" Upholstered Seat</b>													

Armless-Casters	Seat & Back Type	Frame	Model	KFI Upholstery			Grade in Fabric / Vinyls							
				G1	G2	G3	A	B	C	D	E	F	G	H
	<b>Wood Back</b>	SB or SL	<b>CS1310-</b>	\$383	\$385	\$385	\$413	\$420	\$427	\$434	\$441	\$448	\$455	\$462
	<b>* 1.5" Upholstered Seat</b>													

Arms-Casters	Seat & Back Type	Frame	Model	KFI Upholstery			Grade in Fabric / Vinyls							
				G1	G2	G3	A	B	C	D	E	F	G	H
	<b>Wood Back</b>	SB or SL	<b>CS1311-</b>	\$415	\$417	\$417	\$445	\$452	\$459	\$466	\$473	\$480	\$487	\$494
	<b>* 1.5" Upholstered Seat</b>													

Barstool-30" Seat	Seat & Back Type	Frame	Model	KFI Upholstery			Grade in Fabric / Vinyls							
				G1	G2	G3	A	B	C	D	E	F	G	H
	<b>Wood Back</b>	SB or SL	<b>BR1310-</b>	\$499	\$501	\$501	\$529	\$536	\$543	\$550	\$557	\$564	\$571	\$578
	<b>* 1.5" Upholstered Seat</b>													

Barstool-25" Seat	Seat & Back Type	Frame	Model	KFI Upholstery			Grade in Fabric / Vinyls							
				G1	G2	G3	A	B	C	D	E	F	G	H
	<b>Wood Back</b>	SB or SL	<b>HP1310-</b>	\$613	\$617	\$617	\$645	\$652	\$659	\$666	\$673	\$680	\$687	\$694
	<b>* 1.5" Upholstered Seat</b>													

To Order: \_\_\_\_\_ - \_\_\_\_\_ - \_\_\_\_\_ - \_\_\_\_\_

**Example:**

Model #      Frame Color      Wood Back Color      Upholstered Seat Color

1311-SL-SP22-2902

DIMENSIONS		SHIPPING INFORMATION	
Width	19"	Weight	15 lbs
Depth	18.5"	LTL	6 per carton- 30" x 21.5" x 51.25"- 18.9 CF
Height	31.5"	UPS	3 per carton- 23.5" x 21.5" x 39.5" - 11.6 CF
Seat	1.5" x 17.5" W x 17.5" D		
Seat H	18"		* Cartons may be broken with no fee
Back	18" W x 12" H		* All pricing is FOB, Louisville, KY
DIMENSIONS		SHIPPING INFORMATION	
Width	23"	Weight	16 lbs
Depth	18.5"	LTL	5 per carton- 30.25" x 23.5" x 41.25"- 16.8 CF
Height	31.5"	UPS	1 per carton- 23.5" x 21.5" x 39.5" - 11.6 CF
Seat	1.5" x 17.5" W x 17.5" D		
Seat H	18"		* Cartons may be broken with no fee
Back	18" W x 12" H		* All pricing is FOB, Louisville, KY
Arms Top	26"		
DIMENSIONS		SHIPPING INFORMATION	
Width	19"	Weight	16 lbs
Depth	18.5"	LTL	6 per carton- 30" x 21.5" x 51.25"- 18.9 CF
Height	31.5"	UPS	2 per carton- 23.5" x 21.5" x 39.5" - 11.6 CF
Seat	2" x 17.5" W x 17.5" D		
Seat H	18"		* Cartons may be broken with no fee
Back	18" W x 12" H		* All pricing is FOB, Louisville, KY
DIMENSIONS		SHIPPING INFORMATION	
Width	23"	Weight	17 lbs
Depth	18.5"	LTL	5 per carton- 30.25" x 23.5" x 41.25"- 16.8 CF
Height	31.5"	UPS	1 per carton- 23.5" x 21.5" x 39.5" - 11.6 CF
Seat	1.5" x 17.5" W x 17.5" D		
Seat H	18"		* Cartons may be broken with no fee
Back	18" W x 12" H		* All pricing is FOB, Louisville, KY
Arms Top	26"		
DIMENSIONS		SHIPPING INFORMATION	
Width	19"	Weight	18 lbs
Depth	22"	LTL	1 per carton- 24.5" x 23" x 53.75"- 17.5 CF
Height	45"		
Seat	1.5" x 17.5" W x 17.5" D		* Does not ship UPS
Seat H	30"		
Back	18" W x 12" H		* All pricing is FOB, Louisville, KY
DIMENSIONS		SHIPPING INFORMATION	
Width	19"	Weight	18 lbs
Depth	22"	LTL	1 per carton- 24.5" x 23" x 53.75"- 17.5 CF
Height	40.5"		
Seat	1.5" x 17.5" W x 17.5" D		* Does not ship UPS
Seat H	25"		
Back	18" W x 12" H		* All pricing is FOB, Louisville, KY

**Wood Back Stains:**

- SP20 - Chocolate
- SP22 - Natural
- SP24 - Cherry
- SP26 - Black
- SP28 - Espresso
- SP32 - White

**Upholstery:**

See page 102 for KFI Vinyl's and Fabrics  
See pages 103-112 for all Graded options

COM (Customers Own Material)- 1 yd per chair

\* Use Grade 2 pricing

CAL133- Call for pricing

**Additional Options:**

- 1 - Black Arms Standard; Grey available upon request
- 2 - (CH) Chrome Frame - Add \$36 each:
- Chairs- 50 minimum, Bartstools-100 minimum

**Specifications and Features:**

- 7/8" round tube frame- 16 gauge
- 5/8" square tube stretcher bars- 18 gauge
- Thirty-two point welds
- Dual wheel hooded casters - must be installed
- Contoured Seat & Back
- Black or Grey arms
- Contoured plywood backs
- T-nut construction on back
- 100% virgin polyurethane foam-CAL TB 117
- Black polyethylene glides
- ANSI-BIMFA tested

**Accessories:**

Chair Dolly:



Model	Weight	List Price
DLY-UNV	16 lbs	\$191
DLY-TRK	28lbs	\$399

DLY-UNV-Shipping Dimensions: 24" x 24" x 5"  
DLY-TRK- Shipping Dimensions: 23" x 15" x 49"  
Stacks 8 High (1310 & 1311 Only)



SIN# 711-18

**KFI**  
www.kfiseating.com  
800-457-5073

# EVOLVE SEATING - Oversized Seating

Available with Upholstered Seat / Wood or Upholstered Back


Available with or without arms


(SB) Sandtex Black, (SL) Silver frame option


Lead-Time: 2-3 weeks


Weighted tested to hold 400 lbs



Armless-Glides	Back Type	Frame	Model	KFI Upholstery			Grade in Fabric / Vinyls							
				G1	G2	G3	A	B	C	D	E	F	G	H
	Upholstered	SB or SL	<b>WD1310FB-</b>	\$358	\$369	\$369	\$414	\$431	\$448	\$465	\$482	\$499	\$516	\$533
	<b>*2" Upholstered Seat</b>													

Arms-Glides	Back Type	Frame	Model	KFI Upholstery			Grade in Fabric / Vinyls							
				G1	G2	G3	A	B	C	D	E	F	G	H
	Upholstered	SB or SL	<b>WD1311FB-</b>	\$412	\$421	\$421	\$466	\$483	\$500	\$517	\$534	\$551	\$568	\$585
	<b>*2" Upholstered Seat</b>													

Armless-Glides	Back Type	Frame	Model	KFI Upholstery			Grade in Fabric / Vinyls							
				G1	G2	G3	A	B	C	D	E	F	G	H
	<b>Wood</b>	SB or SL	<b>WD1310-</b>	\$461	\$463	\$463	\$491	\$498	\$505	\$512	\$519	\$526	\$533	\$541
	<b>*2" Upholstered Seat</b>													

Arms-Glides	Back Type	Frame	Model	KFI Upholstery			Grade in Fabric / Vinyls							
				G1	G2	G3	A	B	C	D	E	F	G	H
	<b>Wood</b>	SB or SL	<b>WD1311-</b>	\$527	\$529	\$529	\$557	\$564	\$571	\$578	\$585	\$592	\$599	\$606
	<b>*2" Upholstered Seat</b>													



To Order: \_\_\_\_\_ - \_\_\_\_\_ - \_\_\_\_\_ - \_\_\_\_\_

Model #      Frame Color      Back Color      and/or      Fabric Color

**Examples**

Upholstered:      WD1310-SL-8414  
Wood:              1311-SL-SP22-2902

**DIMENSIONS**

Width 23"  
Depth 21.5"  
Height 33"  
Seat 2" x 22" W x 19" D  
Seat H 18"  
Back 21" W x 15" H

**SHIPPING INFORMATION**

Weight 20 lbs  
LTL 4 per carton- 30.25" x 23.5" x 41.25"- 16.8 CF  
UPS 1 per carton- 23.5" x 21.5" x 39.5" - 11.6 CF  
\*Cartons may be broken with no fee  
\*All pricing is FOB, Louisville, KY

**DIMENSIONS**

Width 26.75"  
Depth 21.5"  
Height 33"  
Seat 2" x 22" W x 19" D  
Seat H 18"  
Back 21" W x 15" H  
Arms Top 26"

**SHIPPING INFORMATION**

Weight 22 lbs  
LTL 3 per carton- 30.25" x 23.5" x 41.25"- 16.8 CF  
UPS NA  
\*Cartons may be broken with no fee  
\*All pricing is FOB, Louisville, KY

**DIMENSIONS**

Width 23"  
Depth 21.5"  
Height 33"  
Seat 2" x 22" W x 19" D  
Seat H 18"  
Back 21" W x 15" H

**SHIPPING INFORMATION**

Weight 20 lbs  
LTL 4 per carton- 30.25" x 23.5" x 41.25"- 16.8 CF  
UPS 1 per carton- 23.5" x 21.5" x 39.5" - 11.6 CF  
\*Cartons may be broken with no fee  
\*All pricing is FOB, Louisville, KY

**DIMENSIONS**

Width 26.75"  
Depth 21.5"  
Height 33"  
Seat 2" x 22" W x 19" D  
Seat H 18"  
Back 21" W x 15" H  
Arms Top 26"

**SHIPPING INFORMATION**

Weight 22 lbs  
LTL 3 per carton- 30.25" x 23.5" x 41.25"- 16.8 CF  
UPS NA  
\*Cartons may be broken with no fee  
\*All pricing is FOB, Louisville, KY

**Wood Back Coors:**

SP20 - Chocolate  
SP22 - Natural  
SP24 - Cherry  
SP26 - Black  
SP28 - Espresso  
SP32 - White

**Upholstery:**

See page 102 for KFI Vinyl's and Fabrics  
See pages 103-112 for all Graded options

COM (Customers Own Material)- 1 yd per chair  
\* Use Grade 2 pricing

CAL133- Call for pricing

**Additional Options:**

- 1 - Black Arms Standard; Grey available upon request
- 2 - (CH) Chrome Frame -  
Add \$36 per chair-50 min

**Specifications and Features:**

7/8" round tube frame- 14 gauge  
(3) 5/8" square tube stretcher bars- 18 gauge  
Thirty-two point welds  
Contoured plywood backs - stained  
100% virgin polyurethane foam-CAL TB 117  
Contoured Seat & Back  
Black or Grey arms  
Contoured plywood backs  
T-nut construction on back  
Black polyethylene glides

**ANSI-BIMFA tested to hold 400lbs**



SIN# 711-17

**KFI**  
www.kfiseating.com  
800-457-5073

# 1300 SERIES - Multi-Purpose Stack, Guest Chairs and Stools


Available with or without arms, glides or casters (Barstools only available armless)


(SB) Sandtex Black, (SL) Silver


Black or Grey Arms


LEAD-TIME: 2-3 weeks (Excluding BRSL1310- call for lead-times)





Armless - Glides	Seat & Back Type	Frame	Model	KFI Upholstery			Grade in Fabric / Vinyls							
				G1	G2	G3	A	B	C	D	E	F	G	H
	Upholstered <b>1.5" Seat</b>	SB or SL	<b>1310-</b>	\$206	\$221	\$221	\$259	\$270	\$284	\$298	\$312	\$326	\$340	\$354

Arms - Glides	Seat & Back Type	Frame	Model	KFI Upholstery			Grade in Fabric / Vinyls							
				G1	G2	G3	A	B	C	D	E	F	G	H
	Upholstered <b>1.5" Seat</b>	SB or SL	<b>1311-</b>	\$248	\$261	\$261	\$299	\$310	\$324	\$338	\$352	\$366	\$380	\$394

Armless - Casters	Seat & Back Type	Frame	Model	KFI Upholstery			Grade in Fabric / Vinyls							
				G1	G2	G3	A	B	C	D	E	F	G	H
	Upholstered <b>1.5" Seat</b>	SB or SL	<b>CS1310-</b>	\$275	\$286	\$286	\$324	\$335	\$349	\$363	\$377	\$391	\$405	\$419

Arms - Casters	Seat & Back Type	Frame	Model	KFI Upholstery			Grade in Fabric / Vinyls							
				G1	G2	G3	A	B	C	D	E	F	G	H
	Upholstered <b>1.5" Seat</b>	SB or SL	<b>CS1311-</b>	\$310	\$319	\$319	\$357	\$368	\$382	\$396	\$410	\$424	\$438	\$452

Barstool	Seat & Back Type	Frame	Model	KFI Upholstery			Grade in Fabric / Vinyls							
				G1	G2	G3	A	B	C	D	E	F	G	H
	Upholstered <b>1.5" Seat</b>	SB or SL	<b>BR1310-</b>	\$392	\$397	\$397	\$435	\$446	\$460	\$474	\$488	\$502	\$516	\$530

Barstool-Sled Base	Seat & Back Type	Frame	Model	KFI Upholstery			Grade in Fabric / Vinyls							
				G1	G2	G3	A	B	C	D	E	F	G	H
	Upholstered <b>1.5" Seat</b>	SB or SL	<b>BRSL1310-</b>	\$392	\$397	\$397	\$435	\$446	\$460	\$474	\$488	\$502	\$516	\$530

100 Min for Silver, Sandtex Black & Chrome

To Order: \_\_\_\_\_ - \_\_\_\_\_ - \_\_\_\_\_

**Examples**

Model #      Frame Upholstery  
Color      Color

Upholstered:      1310-SB-2906

DIMENSIONS		SHIPPING INFORMATION	
Width	19"	Weight	15 lbs
Depth	18.5"	LTL	6 per carton- 30" x 21.5" x 51.25"- 18.9 CF
Height	31.5"	UPS	3 per carton- 23.5" x 21.5" x 39.5" - 11.6 CF
Seat	1.5" x 17.5" W x 17.5" D		
Seat H	18"		* Cartons may be broken with no fee
Back	18" W x 12" H		* All pricing is FOB, Louisville, KY
DIMENSIONS		SHIPPING INFORMATION	
Width	23"	Weight	16 lbs
Depth	18.5"	LTL	5 per carton- 30.25" x 23.25" x 41.25"- 16.8 CF
Height	31.5"	UPS	1 per carton- 23.5" x 21.5" x 39.5" - 11.6 CF
Seat	1.5" x 17.5" W x 17.5" D		
Seat H	18"		* Cartons may be broken with no fee
Back	18" W x 12" H		* All pricing is FOB, Louisville, KY
Arms	26" top of arm to floor		
DIMENSIONS		SHIPPING INFORMATION	
Width	19"	Weight	16 lbs
Depth	18.5"	LTL	6 per carton- 30" x 21.5" x 51.25"- 18.9 CF
Height	31.5"	UPS	2 per carton- 23.5" x 21.5" x 39.5" - 11.6 CF
Seat	1.5" x 17.5" W x 17.5" D		
Seat H	18"		* Cartons may be broken with no fee
Back	18" W x 12" H		* All pricing is FOB, Louisville, KY
DIMENSIONS		SHIPPING INFORMATION	
Width	23"	Weight	17 lbs
Depth	18.5"	LTL	5 per carton- 30.25" x 23.25" x 41.25"- 16.8 CF
Height	31.5"	UPS	1 per carton- 23.5" x 21.5" x 39.5" - 11.6 CF
Seat	1.5" x 17.5" W x 17.5" D		
Seat H	18"		* Cartons may be broken with no fee
Back	18" W x 12" H		* All pricing is FOB, Louisville, KY
Arms	26" top of arm to floor		
DIMENSIONS		SHIPPING INFORMATION	
Width	19"	Weight	18 lbs
Depth	22"	LTL	1 per carton- 24.5" x 23" x 53.75"- 17.5 CF
Height	45"		
Seat	1.5" x 17.5" W x 17.5" D		
Seat H	30"		* Does not ship UPS
Back	16" W x 20" H		* All pricing is FOB, Louisville, KY
DIMENSIONS		SHIPPING INFORMATION	
Width	19"	Weight	18 lbs
Depth	22"	LTL	1 per carton- 24.5" x 23" x 53.75"- 17.5 CF
Height	45"		
Seat	1.5" x 17.5" W x 17.5" D		
Seat H	30"		* Does not ship UPS
Back	18" W x 12" H		* All pricing is FOB, Louisville, KY

**Upholstery:**

See page 102 for KFI Vinyl's and Fabrics  
See pages 103-112 for all Graded options

COM (Customers Own Material)- 1 yd per chair  
\* Use Grade 2 pricing

CAL133- Call for pricing

**Additional Options:**

1 - Black Arms Standard; Grey available upon request

2 - (CH) Chrome Frame - Add \$36 per chair  
\* Chairs 50 minimum, Bartstools 100 minimum

3 - BRSL1310- 100 Min for Silver & Sandtex Black

**Specifications and Features:**

7/8" Round tube frame- 16 gauge  
5/8" Square tubing stretcher bars - 18 gauge  
Thirty-two point welds  
Dual wheel hooded casters - must be installed  
Contoured Seat & Back  
T-Nut construction on Back  
Black or Grey arms  
100% virgin polyurethane foam-CAL TB 117  
Black polyethylene glides  
ANSI-BIMFA tested

**Accessories:**

Chair Dolly:



Model	Weight	List Price
DLY-UNV	16 lbs	\$191
DLY-TRK	28lbs	\$399

DLY-UNV-Shipping Dimensions: 24" x 24" x 5"  
DLY-TRK- Shipping Dimensions: 23" x 15" x 49"  
Stacks 8 High (1310 & 1311 Only)



SIN# 711-18

**KFI**  
www.kfiseating.com  
800-457-5073


# JIVE SERIES - Multi-Use / Guest Seating / Cafe / Dining


Available in White, Espresso or Natural laminate


(CH) Chrome frame finish

Lead-Time: 2-3 days- laminate seat; 2-3 weeks- upholstered seat



Chair	Seat & Back Type	Shell Color	Model	KFI Upholstery			Grade in Fabric / Vinyls									
				G1	G2	G3	A	B	C	D	E	F	G	H		
	HPL	White Espresso Natural	<b>9222-</b>	<b>\$255 List Price</b>												
	Upholstered Seat-	White Espresso Natural	<b>9222-</b>	\$325	\$325	\$325	\$356	\$363	\$370	\$377	\$384	\$391	\$398	\$405		

Stool	Seat & Back Type	Shell Color	Model	KFI Upholstery			Grade in Fabric / Vinyls									
				G1	G2	G3	A	B	C	D	E	F	G	H		
	HPL-	White Espresso Natural	<b>BR9222-</b>	<b>\$339 List Price</b>												
	Upholstered Seat-	White Espresso Natural	<b>BR9222-</b>	\$409	\$409	\$409	\$440	\$447	\$454	\$461	\$468	\$475	\$482	\$489		

Stool	Seat & Back Type	Shell Color	Model	KFI Upholstery			Grade in Fabric / Vinyls									
				G1	G2	G3	A	B	C	D	E	F	G	H		
	HPL-	White Espresso Natural	<b>BR9333-</b>	<b>\$312 List Price</b>												
	Upholstered Seat-	White Espresso Natural	<b>BR9333-</b>	\$382	\$382	\$382	\$413	\$420	\$427	\$434	\$441	\$448	\$455	\$362		

# JAVA SERIES - Cafe / Dining

\* Available in Espresso or Natural Wood Stain

\* Available in (CH) Chrome frame finish

\* Lead-Time: \*In Stock-2-3 Days

Bentwood Chair	Shell Color	Frame Color	Model	KFI Upholstery			Grade in Fabric / Vinyls									
				G1	G2	G3	A	B	C	D	E	F	G	H		
	Natural Espresso	Chrome	<b>3888-</b>	<b>\$169 List Price</b>												

To Order: \_\_\_\_\_ - \_\_\_\_\_ - \_\_\_\_\_

Model #      Frame      Shell Color  
                  Color

**Examples**

9222-CH-NA

**DIMENSIONS**

Width    20.5"  
Depth    21"  
Height   34"  
Seat      16"W x 14.5"D  
Seat H    18"  
Back      16"W x 16"H

**SHIPPING INFORMATION**

Weight    15 lbs  
LTL       4 per carton- 28.5" x 22.5" x 40.6" - 15.5 CF  
UPS       2 per carton- 23.5" x 21.5" x 39.5" - 11.6 CF

\*All pricing is FOB, Louisville, KY

**DIMENSIONS**

Width    20.5"  
Depth    21.75"  
Height   46"  
Seat      16"W x 14.5"D  
Seat H    30"  
Back      16"W x 16"H

**SHIPPING INFORMATION**

Weight    18 lbs  
LTL       2 per carton- 24.5" x 23" x 53.75" - 17.5 CF  
UPS       NA

\*All pricing is FOB, Louisville, KY

**DIMENSIONS**

Width    20.5"  
Depth    21.75"  
Height   34"  
Seat      16"W x 14.5"D  
Seat H    30"  
Back      16"W x 4"H

**SHIPPING INFORMATION**

Weight    17 lbs  
LTL       2 per carton- 24.5" x 23" x 53.75" - 17.5 CF  
UPS       NA

\*All pricing is FOB, Louisville, KY

**DIMENSIONS**

Width    18"  
Depth    21"  
Height   32"  
Seat      17" x 16"  
Seat H    18"

**SHIPPING INFORMATION**

Weight    11.25 lbs  
LTL       4 per carton- 18" x 24" x 39" - 9.8 CF  
UPS       2 per carton- 18" x 24" x 39" - 9.8 CF

\*All pricing is FOB, Louisville, KY

**JIVE Laminate Colors:**

White  
Espresso  
Natural

**Upholstery:**

See page 102 for KFI Vinyl's and Fabrics  
See pages 103-112 for all Graded options

COM (Customers Own Material)- 1 yd per chair  
\* Use Grade 2 pricing

CAL133- Call for pricing

**JIVE Specifications and Features:**

3/4" Round steel tubing - 16 gauge  
Chrome Frame  
10 Ply Bent Plywood shell - Birch  
Pressure Laminate Surface  
Slight flex in back for maximum comfort  
Handhold for easy movement  
Black Polyurethane Glides  
Stacks 5 High  
**ANSI-BIFMA tested to hold 300 lbs**

**JAVA Stain Colors:**

NA-Natural  
ES-Espresso

**JAVA Specifications and Features:**

1" Round Steel Frame - 18 Gauge  
Chrome Frame  
Wood Stained Shell - Natural or Espresso  
Polyurethane Glides  
Stacks 5 high  
**ANSI-BIFMA tested**

**Accessories:**

Chair Dolly:



<u>Model</u>	<u>Weight</u>	<u>List Price</u>
DLY-UNV	16 lbs	\$191
DLY-TRK	28lbs	\$399

DLY-UNV-Shipping Dimensions: 24" x 24" x 5"  
DLY-TRK- Shipping Dimensions: 23" x 15" x 49"  
Stacks 5 High



SIN# 71-308

**KFI**  
www.kfiseating.com  
800-457-5073


# JULEP SERIES - Multi-Use / Guest Seating / Cafe / Dining


Available in White, Sky Blue, Black & Red

Available in (CH) Chrome frame finish

Lead-Time: 2-3 Days- poly seat ; 2 -3 weeks upholstered seat



<b>Poly Seat</b>	Shell Color	Frame Color	Model	
	White Sky blue Black Red	Chrome	<b>2500CH-</b>	<b>\$215 List Price</b>

<b>Upholstered Seat</b>	Shell Color	Frame Color	Model	KFI Upholstery			Grade in Fabric / Vinyls							
				G1	G2	G3	A	B	C	D	E	F	G	H
	White Sky Blue Black Red	Chrome	<b>2500CH-</b>	\$271	\$271	\$271	\$299	\$306	\$314	\$321	\$328	\$335	\$342	\$449

To Order: \_\_\_\_\_ - \_\_\_\_\_ - \_\_\_\_\_

Model #      Frame    Shell Color  
                  Color

**Examples**

2500CH-White  
2500CH-White-Upholstery order #

**DIMENSIONS**

**SHIPPING INFORMATION**

Width    23.75"  
Depth    19"  
Height   31"  
Seat     16"W x 16.5"D  
Seat H   17.5"  
Back     16.75"W x 8"H  
Arm H    26"

Weight    15 lbs  
LTL/UPS   4 per carton- 30.25" x 23" x 35"- 14 CF

\*All pricing is FOB, Louisville, KY

**DIMENSIONS**

**SHIPPING INFORMATION**

Width    23.75"  
Depth    19"  
Height   31"  
Seat     16"W x 16.5"D  
Seat H   17.5"  
Back     16.75"W x 8"H

Weight    16 lbs  
LTL/UPS   4 per carton- 30.25" x 23" x 35"- 14 CF

\*All pricing is FOB, Louisville, KY

**Shell Colors:**

White  
Black  
Red  
Sky Blue

**Upholstery:**

See page 102 for KFI Vinyl's and Fabrics  
See pages 103-112 for all Graded options

COM (Customers Own Material)- 1 yd per chair  
\* Use Grade 2 pricing

CAL133- Call for pricing

**Specifications and Features:**

3/4" Round steel tubing - 16 gauge  
Polypropylene Shell with Fiberglass  
Chrome Frame  
Slight flex in back for maximum comfort  
Grey Polyurethane Glides  
Stacks 8 High

**ANSI-BIFMA tested to hold 300 lbs**

**Accessories:**

Chair Dolly:



<u>Model</u>	<u>Weight</u>	<u>List Price</u>
DLY-UNV	16 lbs	\$191

DLY-UNV-Shipping Dimensions: 24" x 24" x 5"



SIN# 71-308

**KFI**

www.kfiseating.com  
800-457-5073

# KOOL SEATING - Multi-Purpose Stack, Guest Chairs and Stools

Available with Polypropylene Back / Polypropylene Seat or Upholstered Seat


Available with or without arms, glides or casters


Silver powder coated frame


Polypropylene colors: P03 - Navy, P07- Burgundy, P08 - White, P10 - Black, P12 - Yellow, P13 - Light Grey, P14 - Lime Green, P18 - Brownstone, P35 - Sky Blue


Lead-Time: (2-3 Days) in all Poly Seat and Back Colors; Upholstered Seats 2-3 Weeks





Armless - Glides	Seat Type	Poly Back Color	Model	KFI Upholstery			Grade in Fabric / Vinyls									
				G1	G2	G3	A	B	C	D	E	F	G	H		
	Poly	P03,P07,P08 P10,P12,P13 P14,P18,P35	<b>2300-</b>	<b>Poly Back/Seat List \$231</b>												
	Upholstered		<b>2300-</b>	\$295	\$295	\$295	\$323	\$330	\$337	\$344	\$351	\$358	\$365	\$372		

Arms - Glides	Seat Type	Poly Back Color	Model	KFI Upholstery			Grade in Fabric / Vinyls									
				G1	G2	G3	A	B	C	D	E	F	G	H		
	Poly	P03,P07,P08 P10,P12,P13 P14,P18,P35	<b>2300-Arms-</b>	<b>Poly Back/Seat List \$363</b>												
	Upholstered		<b>2300-Arms-</b>	\$427	\$427	\$427	\$455	\$462	\$469	\$476	\$483	\$490	\$497	\$504		

Armless-Casters	Seat Type	Poly Back Color	Model	KFI Upholstery			Grade in Fabric / Vinyls									
				G1	G2	G3	A	B	C	D	E	F	G	H		
	Poly	P03,P07,P08 P10,P12,P13 P14,P18,P35	<b>CS2300-</b>	<b>Poly Back/Seat List \$278</b>												
	Upholstered		<b>CS2300-</b>	\$342	\$342	\$342	\$370	\$377	\$384	\$391	\$398	\$405	\$412	\$418		

Arms-Casters	Seat Type	Poly Back Color	Model	KFI Upholstery			Grade in Fabric / Vinyls									
				G1	G2	G3	A	B	C	D	E	F	G	H		
	Poly	P03,P07,P08 P10,P12,P13 P14,P18,P35	<b>CS2300-Arms-</b>	<b>Poly Back/Seat List \$410</b>												
	Upholstered		<b>CS2300-Arms-</b>	\$474	\$474	\$474	\$502	\$509	\$516	\$523	\$530	\$537	\$544	\$551		

Barstool-30" Seat	Seat Type	Poly Back Color	Model	KFI Upholstery			Grade in Fabric / Vinyls									
				G1	G2	G3	A	B	C	D	E	F	G	H		
	Poly	P03,P07,P08 P10,P12,P13 P14,P18,P35	<b>BR2300-</b>	<b>Poly Back/Seat List \$344</b>												
	Upholstered		<b>BR2300-</b>	\$408	\$408	\$408	\$436	\$443	\$450	\$457	\$464	\$471	\$478	\$495		

Barstool-30" Seat- Arms	Seat Type	Poly Back Color	Model	KFI Upholstery			Grade in Fabric / Vinyls									
				G1	G2	G3	A	B	C	D	E	F	G	H		
	Poly	P03,P07,P08 P10,P12,P13 P14,P18,P35	<b>BR2300-Arms-</b>	<b>Poly Back/Seat List \$476</b>												
	Upholstered		<b>BR2300-Arms-</b>	\$540	\$540	\$540	\$568	\$575	\$582	\$589	\$596	\$603	\$610	\$617		



To Order: \_\_\_\_\_ - \_\_\_\_\_ - \_\_\_\_\_

Model #      Seat & Back    and/or Fabric  
Color            Color            Color

**Examples**

Polypropylene:      2300-P08  
Upholstered:        2300-P08-3223

**Polypropylene (2 colors): 2300-BP08-SP03 (White Back-Navy Seat)**  
**\*Specify "B" for Back Color & "S" for Seat Color**

DIMENSIONS		SHIPPING INFORMATION	
Width	21.5"	Weight	15 lbs
Depth	21.25"	LTL	6 per carton- 24.5" x 23" x 53.75"- 17.5 CF
Height	31"	UPS	2 per carton- 23.5" x 21.5" x 39.5" - 11.6 CF
Seat	6mm x 18" W x 18" D		
Seat H	17.5"		
Back	18.5" W x 14" H		*All pricing is FOB, Louisville, KY

DIMENSIONS		SHIPPING INFORMATION	
Width	22.5"	Weight	20 lbs
Depth	21.25"	LTL	6 per carton- 24.5" x 23" x 53.75"- 17.5 CF
Height	31"	UPS	2 per carton- 23.5" x 21.5" x 39.5" - 11.6 CF
Seat	6mm x 18" W x 18" D		
Seat H	17.5"		
Back	18.5" W x 14" H		*All pricing is FOB, Louisville, KY
Arms Top	26.5"		

DIMENSIONS		SHIPPING INFORMATION	
Width	21.5"	Weight	16 lbs
Depth	21.25"	LTL	6 per carton- 24.5" x 23" x 53.75"- 17.5 CF
Height	31"	UPS	2 per carton- 23.5" x 21.5" x 39.5" - 11.6 CF
Seat	6mm x 18" W x 18" D		
Seat H	17.5"		
Back	18.5" W x 14" H		*All pricing is FOB, Louisville, KY

DIMENSIONS		SHIPPING INFORMATION	
Width	22.5"	Weight	21 lbs
Depth	21.25"	LTL	6 per carton- 24.5" x 23" x 53.75"- 17.5 CF
Height	31"	UPS	2 per carton- 23.5" x 21.5" x 39.5" - 11.6 CF
Seat	6mm x 18" W x 18" D		
Seat H	17.5"		
Back	18.5" W x 14" H		*All pricing is FOB, Louisville, KY
Arms Top	26.5"		

DIMENSIONS		SHIPPING INFORMATION	
Width	21.5"	Weight	20 lbs
Depth	21.25"	LTL	2 per carton- 24.5" x 23" x 53.75"- 17.5 CF
Height	46.5"		
Seat	6mm x 18" W x 18" D		*Does not ship UPS
Seat H	30"		
Back	18.5" W x 14" H		*All pricing is FOB, Louisville, KY

Width	22.5"	Weight	25 lbs
Depth	21.25"	LTL	2 per carton- 24.5" x 23" x 53.75"- 17.5 CF
Height	46.5"		
Seat	6mm x 18" W x 18" D		*Does not ship UPS
Seat H	30"		
Back	18.5" W x 14" H		*All pricing is FOB, Louisville, KY
Arms Top	39"		

**Upholstery:**

See page 102 for KFI Vinyl's and Fabrics  
See pages 103-112 for all Graded options

COM (Customers Own Material)- 1 yd per chair  
\* Use Grade 2 pricing  
CAL133- Call for pricing

**Additional Options**

- 1 - 2000 Right P-Tablet with V-Arm: \$141/ List
- 2 - 2000 Left P-Tablet with V-Arm: \$141/ List
- \*\*Black tablet and arm only
- \*\*P-Tablet not available on CS2300
- 3 - 2000 Right Anti-Panic Tablet w/ arm \$158/set
- 4 - 2000 Left Anti-Panic Tablet w/ arm \$158/set
- 5 - Felt tip glides \$16/set



P-Shaped



Anti-Panic

**Specifications and Features:**

15mm x 30mm x 2mm oval cold-rolled tubular steel  
15 gauge frame  
High impact polypropylene seat and back  
Perforated back for enhanced comfort  
Built-in ganging

**Lifetime frame Warranty**

Injection aluminum alloy back supports  
Durable nylon glides  
2" dual wheel hooded casters

**ANSI-BIFMA - 400lbs -2300 & BR2300 Greenguard**

**Accessories:**

Chair Dolly:



Model	Weight	List Price
DLY-UNV	16 lbs	\$191
DLY-TRK	28lbs	\$399

DLY-UNV-Shipping Dimensions: 24" x 24" x 5"  
DLY-TRK- Shipping Dimensions: 23" x 15" x 49"  
2300 & CS2300 Stacks 15 High ; BR2300- 4 High



SIN# 71-302

**KFI**

www.kfiseating.com  
800-457-5073

# KOOL Series Task Chair & Stool - Multi-Use

Available with Poly Back and Poly or Upholstered Seat


Available with or without arms


Silver Aluminum Base





Polypropylene seat & back: P03 - Navy, P07- Burgundy, P08 - White, P10 - Black, P12-Yellow, P13 - Light Grey, P14 - Lime Green, P18 - Brownstone, P35-Sky Blue

Lead-Time: (2-3 Days) in all Poly Seat and Back Colors; Upholstered Seats 2-3 Weeks

Armless-Casters	Seat Type	Poly Back Color	Model	KFI Upholstery			Grade in Fabric / Vinyls									
				G1	G2	G3	A	B	C	D	E	F	G	H		
	Poly	P03,P07,P08 P10,P12,P13 P14,P18,P35	<b>TK2300-</b>	<b>Poly Back/Seat List \$475</b>												
	Upholstered Seat		<b>TK2300-</b>	\$539	\$539	\$539	\$567	\$574	\$581	\$588	\$595	\$602	\$609	\$616		

Arms-Casters	Seat Type	Poly Back Color	Model	KFI Upholstery			Grade in Fabric / Vinyls									
				G1	G2	G3	A	B	C	D	E	F	G	H		
	Poly	P03,P07,P08 P10,P12,P13 P14,P18,P35	<b>TK2300-Arms</b>	<b>Poly Back/Seat List \$636</b>												
	Upholstered Seat		<b>TK2300-Arms</b>	\$700	\$700	\$700	\$728	\$735	\$742	\$749	\$756	\$763	\$770	\$777		

Armless-Casters	Seat Type	Poly Back Color	Model	KFI Upholstery			Grade in Fabric / Vinyls									
				G1	G2	G3	A	B	C	D	E	F	G	H		
	Poly	P03,P07,P08 P10,P12,P13 P14,P18,P35	<b>DS2300-</b>	<b>Poly Back/Seat List \$575</b>												
	Upholstered Seat		<b>DS2300-</b>	\$637	\$637	\$637	\$665	\$672	\$679	\$686	\$693	\$700	\$707	\$714		

Arms-Casters	Seat Type	Poly Back Color	Model	KFI Upholstery			Grade in Fabric / Vinyls									
				G1	G2	G3	A	B	C	D	E	F	G	H		
	Poly	P03,P07,P08 P10,P12,P13 P14,P18,P35	<b>DS2300-Arms</b>	<b>Poly Back/Seat List \$736</b>												
	Upholstered Seat		<b>DS2300-Arms</b>	\$798	\$798	\$798	\$826	\$834	\$841	\$848	\$855	\$862	\$867	\$874		

To Order: \_\_\_\_\_

Model #      Seat / Back      and/or Fabric  
 Color              Color              Color

**Examples**

Polypropylene:      TK2300-P03  
 Upholstered:        TK2300-P03-3905

**Polypropylene (2 colors): TK2300-BP08-SP03  
 (White Back-Navy Seat)**

**DIMENSIONS**

**SHIPPING INFORMATION**

Width	19.3"	Weight	27 lbs
Depth	22"		
Height	31 - 35"	UPS/LTL	1 per carton- 21" x 24" x 21" - 6.1 CF
Seat	6mm" x 18" W x 18" D		
Seat H	15.5 - 20"	* All pricing is FOB, Louisville, KY	
Back	19" W x 13.5" H		

**DIMENSIONS**

**SHIPPING INFORMATION**

Width	22.5"	Weight	32 lbs
Depth	22"		
Height	31 - 35"	UPS/LTL	1 per carton- 21" x 24" x 21" - 6.1 CF
Seat	6mm" x 18" W x 18" D		
Seat H	15.5 - 20"	* All pricing is FOB, Louisville, KY	
Back	19" W x 13.5" H "		

**DIMENSIONS**

**SHIPPING INFORMATION**

Width	19.3"	Weight	32 lbs
Depth	22"		
Height	37 - 47.25"	UPS /LTL	1 per carton- 21" x 24" x 21" - 6.1 CF
Seat	6mm" x 18" W x 18" D		
Seat H	23.5 - 33.5"	* All pricing is FOB, Louisville, KY	
Back	19" W x 13.5" H "		

**DIMENSIONS**

**SHIPPING INFORMATION**

Width	22.5"	Weight	37 lbs
Depth	22"		
Height	37 - 47.25"	UPS/LTL	1 per carton- 21" x 24" x 21" - 6.1 CF
Seat	6mm" x 18" W x 18" D		
Seat H	23.5 - 33.5"	* All pricing is FOB, Louisville, KY	
Back	19" W x 13.5" H "		

**Upholstery:**

See page 102 for KFI Vinyl's and Fabrics  
 See pages 103-112 for all Graded options

COM (Customers Own Material)- 1 yd per chair  
 \* Use Grade 2 pricing

CAL133- Call for pricing

**Additional Options**

TK2300 Floor Glides - Add \$19 /Set of 5  
 Soft PU Casters - Add \$32 /Set of 5



**Specifications and Features:**

15mm x 30mm x 2mm oval tubing - 15 gauge  
 High impact polypropylene seat and back  
 Perforated back for enhanced comfort  
 Gas lift seat height adjustment  
 Injection aluminum alloy back supports  
 Dual wheel hooded casters  
 Black nylon five star base  
 ANSI-BIFMA

**Greenguard**



SIN# 71-302

**KFI**  
 www.kfiseating.com  
 800-457-5073

# KOOL Series- 2300 BEAM SERIES - Public & Tandem

Available in Poly Back with Poly or Upholstered Seat

Available with or without arms

Silver Powder-Coat frame with free standing adjustable glides

Polypropylene seat and back colors:

P03-Navy Blue, P07-Burgundy, P08-White, P10-Black, P12 - Yellow, P13-Light Grey, P14-Lime Green, P18-Brownstone, P35- Sky Blue

Lead-Time: (2-3 Days) in all Poly Seat and Back Colors; Upholstered Seats 2-3 Weeks



Seat Type	Poly Back	Model Color	KFI Upholstery			Grade in Fabric / Vinyls										
			G1	G2	G3	A	B	C	D	E	F	G	H			
Poly	P03,P07,P08 P10,P12,P13 P14,P18,P35	<b>2300-BEAM-2</b>	<b>Poly Back/Seat List \$837</b>													
Upholstered Seat		<b>2300-BEAM-2</b>	\$965	\$965	\$965	\$1021	\$1035	\$1049	\$1063	\$1077	\$1091	\$1105	\$1119			



Seat Type	Poly Back	Model Color	KFI Upholstery			Grade in Fabric / Vinyls										
			G1	G2	G3	A	B	C	D	E	F	G	H			
Poly	P03,P07,P08 P10,P12,P13 P14,P18,P35	<b>2300-BEAM-3</b>	<b>Poly Back/Seat List \$1107</b>													
Upholstered Seat		<b>2300-BEAM-3</b>	\$1299	\$1299	\$1299	\$1383	\$1404	\$1425	\$1446	\$1467	\$1488	\$1509	\$1530			



Seat Type	Poly Back	Model Color	KFI Upholstery			Grade in Fabric / Vinyls										
			G1	G2	G3	A	B	C	D	E	F	G	H			
Poly	P03,P07,P08 P10,P12,P13 P14,P18,P35	<b>2300-BEAM-4</b>	<b>Poly Back/Seat List \$1377</b>													
Upholstered Seat		<b>2300-BEAM-4</b>	\$1633	\$1633	\$1633	\$1745	\$1773	\$1801	\$1829	\$1857	\$1885	\$1913	\$1941			

To Order: \_\_\_\_\_

Model #                      Seat & Back    and/or Fabric  
    Color                      Seat Color

**Examples**

Polypropylene:            2-SEAT-BEAM-P03  
 Upholstered:              2-SEAT BEAM-P03-3223

**Polypropylene (2 colors): TK2300-BP08-SP03  
 (White Back-Navy Seat)**

**Upholstery:**

See page 102 for KFI Vinyl's and Fabrics  
 See pages 103-112 for all Graded options

COM (Customers Own Material)- 1 yd per chair  
 \* Use Grade 2 pricing

CAL133- Call for pricing

**Additional Options:**

Arms:  
 2300BEAMARM- \$80  
 Arm is universal-no right or left



Side Table:  
 Beam Table - Replaces seat - No Charge



**Specifications and Features:**

Silver powder-coat steel frame - 15 gauge  
 High impact polypropylene seat and back  
 Perforated back for enhanced comfort  
 Injection aluminum alloy back supports

**Lifetime frame Warranty**

Free standing with adjustable glides

**Greenguard**

**ANSI-BIMFA tested for 400lbs Per Seat**



SIN# 71-302

**KFI**  
 www.kfiseating.com  
 800-457-5073

**DIMENSIONS**

**SHIPPING INFORMATION**

Width	47"	Weight	Total 58 lbs
Depth	22"	LTL	2 seats per carton- 21" x 24" x 21" - 6.1 CF (32.5 lbs)
Height	31"		1 beam per carton- 2" x 4" x 50" - 0.2 CF (10 lbs)
Seat	8" W x 18" D		2 legs per carton- 21" x 17" x 6" - 1.2 CF (15.5 lbs)
Seat H	17.5		
Back	18" W x 12" H		*All pricing is FOB, Louisville, KY

**DIMENSIONS**

**SHIPPING INFORMATION**

Width	71"	Weight	Total 80 lbs
Depth	22"	LTL	3 seats per carton- 21" x 24" x 21" - 6.1 CF (48.75 lbs)
Height	31"		1 beam per carton- 2" x 4" x 73" - 0.3 CF (15 lbs)
Seat	8" W x 18" D		2 legs per carton- 21" x 17" x 6" - 1.2 CF ((15.5 lbs)
Seat H	17.5"		
Back	18" W x 12" H		*All pricing is FOB, Louisville, KY

**DIMENSIONS**

**SHIPPING INFORMATION**

Width	95"	Weight	101 lbs
Depth	22"	LTL	4 seats per carton- 21" x 24" x 21" - 6.1 CF (65 lbs)
Height	31"		1 beam per carton- 2" x 4" x 97" - 0.4 CF (20 lbs)
Seat	8" W x 18" D		2 legs per carton- 21" x 17" x 6" - 1.2 CF (15.5 lbs)
Seat H	17.5"		
Back	18" W x 12" H		*All pricing is FOB, Louisville, KY

# 4900 SERIES - Multi-Use Guest Seating


Available with Upholstered Seat


FB4921 and DB4921 available in Medium Cherry; SB4921 available in Dark Cherry stained wood frame


Lead-Time: (IN STOCK: FB4921, DB4921 & SB4921 with (BG) Burgundy, (NY) Navy or (BK) Black upholstery.)

All other Upholstery Options 2-3 weeks



Full Upholstered Back	Upholstery Type	Frame Color	Model	IN STOCK UPHOLSTERY											
	 <b>Medium Cherry</b>	IN STOCK Shipped KD	Med CY	<b>FB4921-</b>	<b>\$508 - (BG) Burgundy, (NY) Navy or (BK) Black fabrics</b>										
IN STOCK Assembled		Med CY	<b>FB4921-</b>	<b>\$545 - (BG) Burgundy, (NY) Navy or (BK) Black fabrics</b>											
Upholstery Type		Frame Color	Model	KFI Upholstery				Grade in Fabric / Vinyls							
KFI / Grade-In Shipped KD		Med CY	<b>FB4921-</b>	V	G1	G2	G3	A	B	C	D	E	F	G	H
			\$611	\$611	\$611	\$611	\$662	\$681	\$701	\$719	\$740	\$761	\$783	\$803	
KFI / Grade-In Assembled	Med CY	<b>FB4921-</b>	\$648	\$648	\$648	\$648	\$699	\$718	\$738	\$756	\$777	\$798	\$820	\$840	

Wood Diamond Back	Upholstery Type	Frame Color	Model	IN STOCK UPHOLSTERY											
	 <b>Medium Cherry</b>	IN STOCK Shipped KD	Med CY	<b>DB4921-</b>	<b>\$508 - (BG) Burgundy, (NY) Navy or (BK) Black fabrics</b>										
IN STOCK Assembled		Med CY	<b>DB4921-</b>	<b>\$545 - (BG) Burgundy, (NY) Navy or (BK) Black fabrics</b>											
Upholstery Type		Frame Color	Model	KFI Upholstery				Grade in Fabric / Vinyls							
KFI / Grade-In Shipped KD		Med CY	<b>DB4921-</b>	V	G1	G2	G3	A	B	C	D	E	F	G	H
			\$593	\$593	\$593	\$593	\$631	\$642	\$656	\$669	\$682	\$695	\$707	\$724	
KFI / Grade-In Assembled	Med CY	<b>DB4921-</b>	\$630	\$630	\$630	\$630	\$668	\$679	\$693	\$706	\$719	\$732	\$744	\$761	

Wood Slat Back	Upholstery Type	Frame Color	Model	IN STOCK UPHOLSTERY											
	 <b>Dark Cherry</b>	IN STOCK Shipped KD	Dark CY	<b>SB4921-</b>	<b>\$508 - (BG) Burgundy, (NY) Navy or (BK) Black fabrics</b>										
IN STOCK Assembled		Dark CY	<b>SB4921-</b>	<b>\$545 - (BG) Burgundy, (NY) Navy or (BK) Black fabrics</b>											
Upholstery Type		Frame Color	Model	KFI Upholstery				Grade in Fabric / Vinyls							
KFI / Grade-In Shipped KD		Dark CY	<b>SB4921-</b>	V	G1	G2	G3	A	B	C	D	E	F	G	H
			\$593	\$593	\$593	\$593	\$631	\$642	\$656	\$669	\$682	\$695	\$707	\$724	
KFI / Grade-In Assembled	Dark CY	<b>SB4921-</b>	\$630	\$630	\$630	\$630	\$668	\$679	\$693	\$706	\$719	\$732	\$744	\$761	

To Order: \_\_\_\_\_ - \_\_\_\_\_

Model #      Upholstery  
Color

**Examples**

Upholstered In Stock Color:      SB4921-BG  
KFI Upholstery:                      DB4921-3901

**DIMENSIONS**

**SHIPPING INFORMATION**

Width    21.75"  
Depth    24"  
Height   33.5"  
Seat      20.25"W x 18"D  
Seat H    18"  
Back      20.25"W x 17"D  
Arm       25" Top of arm to floor

Weight    28 lbs  
KD:  
LTL/ UPS- 1 per carton- 10" x 23" x 35"- 4.7 CF  
  
Assembled:  
LTL-       1 per carton- 30.25" x 23.25" x 41.25"- 17.1 CF

\*All pricing is FOB, Louisville, KY

**DIMENSIONS**

**SHIPPING INFORMATION**

Width    21.75"  
Depth    24"  
Height   33.5"  
Seat      20.25"W x 18"D  
Seat H    18"  
Back      20.25"W x 17"D  
Arm       25" Top of arm to floor

Weight    28 lbs  
KD:  
LTL/ UPS- 1 per carton- 10" x 23" x 35"- 4.7 CF  
  
Assembled:  
LTL-       1 per carton- 30.25" x 23.25" x 41.25"- 17.1 CF

\*All pricing is FOB, Louisville, KY

**DIMENSIONS**

**SHIPPING INFORMATION**

Width    21.75"  
Depth    24"  
Height   33.5"  
Seat      20.25"W x 18"D  
Seat H    18"  
Back      20.25"W x 17"D  
Arm       25" Top of arm to floor

Weight    28 lbs  
KD:  
LTL/ UPS- 1 per carton- 10" x 23" x 35"- 4.7 CF  
  
Assembled:  
LTL-       1 per carton- 30.25" x 23.25" x 41.25"- 17.1 CF

\*All pricing is FOB, Louisville, KY

**Wood Colors:**

Medium Cherry - FB4921 & DB4921  
Dark Cherry - SB4921

**Upholstery:**

In-Stock Upholstery:  
BG- Burgundy  
NY- Navy  
BK- Black

See page 102 for KFI Vinyl's and Fabrics  
See pages 103-112 for all Graded options

COM (Customers Own Material)-  
FB 1.1 yd per chair, DB and SB 0.5 yd per chair  
\* Use Grade 2 pricing

CAL133- Call for pricing

**Specifications and Features:**

100% European Birch  
1" x 2.25" Frame  
100% Virgin Polyurethane Foam-CAL TB 117  
3" Padded Web Seat  
Gracefully Curved Arms and Tapered Legs  
Contoured Back for Lumbar Support  
Laser Cut Back on DB4921 and SB4921  
Assembled in minutes with "Bolt and Barrel" -connections  
White Polyurethane Glides  
ANSI-BIFMA Tested

In-Stock product not GSA  
Custom Product GSA approved



SIN# 711-17


**KFI**  
www.kfiseating.com  
800-457-5073

## 3100 SERIES - Cafe/Dining Chairs and Stools


Available with 2" Upholstered Seat or Wood Seat

Lead-Time: 4 to 5 weeks



Armless-Glides	Seat Type	Frame Color	Model	KFI Upholstery				Grade in Fabric / Vinyls							
				V	G1	G2	G3	A	B	C	D	E	F	G	H
	Upholstered	BK, SB, CV	<b>3100-</b>	\$403	\$403	\$403	\$403	\$431	\$438	\$445	\$452	\$461	\$469	\$476	\$485
		SV, GV													
		SL, NK	<b>3100-</b>	\$418	\$418	\$418	\$418	\$446	\$453	\$460	\$467	\$476	\$484	\$491	\$500

Armless-Glides	Seat Type	Frame Color	Model	Wood Seat											
	Wood	BK, SB, CV	<b>3100-</b>	<b>\$486 for Wood Seat</b>											
		SV, GV													
		SL, NK	<b>3100-</b>	<b>\$501 for Wood Seat</b>											


Armless-Glides	Seat Type	Frame Color	Model	KFI Upholstery				Grade in Fabric / Vinyls							
				V	G1	G2	G3	A	B	C	D	E	F	G	H
	Upholstered	BK, SB, CV	<b>BR3100-</b>	\$477	\$477	\$477	\$477	\$505	\$512	\$519	\$526	\$535	\$543	\$550	\$559
		SV, GV													
		SL, NK	<b>BR3100-</b>	\$492	\$492	\$492	\$492	\$520	\$527	\$534	\$541	\$550	\$558	\$565	\$574

Armless-Glides	Seat Type	Frame Color	Model	Wood Seat											
	Wood	BK, SB, CV	<b>BR3100-</b>	<b>\$560 for Wood Seat</b>											
		SV, GV													
		SL, NK	<b>BR3100-</b>	<b>\$575 for Wood Seat</b>											

## 3200 SERIES - Cafe/Dining Chairs & Stools

Available with 2" Upholstered Seat or Wood Seat

Lead-Time: 4 to 5 Weeks

Chair-Metal Back	Seat Type	Frame Color	Model	KFI Upholstery				Grade in Fabric / Vinyls							
				V	G1	G2	G3	A	B	C	D	E	F	G	H
	Upholstered	BK, SB, SV	<b>3210-</b>	\$194	\$194	\$194	\$194	\$222	\$229	\$236	\$243	\$252	\$260	\$267	\$276
		GV, CV													
	Wood		<b>3210-</b>	<b>\$305 for Wood Seat</b>											
		SL, NK		Add \$15 List											



To Order: \_\_\_\_\_ - \_\_\_\_\_ - \_\_\_\_\_

**Examples**

Model #      Frame      Wood and/or Upholstery  
Color      Seat Color

Upholstered Seat:      3100-SB-3223  
Wood Seat:              3100-SB-ST16

**DIMENSIONS**

Width    17"  
Depth    20"  
Height   34"  
Seat      17" W x 16.5" D  
Seat H    18"

**SHIPPING INFORMATION**

Weight    19 lbs  
LTL       2 per carton- 25.5" x 18" x 39.5"- 10.5 CF  
UPS       2 per carton- 25.5" x 18" x 39.5"- 10.5 CF

\*All pricing is FOB, Louisville, KY

**DIMENSIONS**

Width    17"  
Depth    20"  
Height   34"  
Seat      17" W x 16.5" D  
Seat H    18"

**SHIPPING INFORMATION**

Weight    22 lbs  
LTL       2 per carton- 25.5" x 18" x 39.5"- 10.5 CF  
UPS       2 per carton- 25.5" x 18" x 39.5"- 10.5 CF

\*All pricing is FOB, Louisville, KY

**DIMENSIONS**

Width    17"  
Depth    20"  
Height   45.5"  
Seat      17" W x 16.5" D  
Seat H    29.5"

**SHIPPING INFORMATION**

Weight    19 lbs  
LTL       1 per carton- 21.5" x 17.6" x 45.25"- 9.9 CF  
UPS       1 per carton- 21.5" x 17.6" x 45.25"- 9.9 CF

\*All pricing is FOB, Louisville, KY

**DIMENSIONS**

Width    17"  
Depth    20"  
Height   45.5"  
Seat      17" W x 16.5" D  
Seat H    29.5"

**SHIPPING INFORMATION**

Weight    22 lbs  
LTL       1 per carton- 21.5" x 17.6" x 45.25"- 9.9 CF  
UPS       1 per carton- 21.5" x 17.6" x 45.25"- 9.9 CF

\*All pricing is FOB, Louisville, KY

Width    16.5"  
Depth    21.5"  
Height   33.5"  
Seat      16" Circumference  
Seat H    18"

Weight    15 lbs  
LTL       2 per carton- 25.5" x 18" x 39.5"- 10.5 CF  
UPS       2 per carton- 25.5" x 18" x 39.5"- 10.5 CF

\*All pricing is FOB, Louisville, KY

**Powder-Coat Frame Colors:**

- (BK) Black Glossy
- (SB) Sandtex Black
- (CV) Copper Vein
- (SV) Silver Vein
- (GV) Gold Vein
- (SL) Silver - Add \$15 List**
- (NK) Nickel - Add \$15 List**

**Wood Seat Colors:**

- ST16- Natural
- ST02 - Honey
- ST04 - Dark Cherry
- ST08 - Walnut
- ST15 - Green
- ST06 - Black
- ST19 - Mahogany
- ST05 - Sage

**Upholstery:**

See page 102 for KFI Vinyl's and Fabrics  
See pages 103-112 for all Graded options

COM (Customers Own Material)- 0.5 yd per chair  
\* Use Grade 2 pricing

CAL133- Call for pricing

**Specifications and Features:**

- 1" Square steel tube frame - 14 gauge
- 100% virgin polyurethane foam-CAL TB 117
- Clear polyurethane glides

**ANSI-BIMFA tested to hold 400 lbs**



SIN# 71-308

**KFI**  
www.kfiseating.com  
800-457-5073








# 3300 SERIES - Wood Back Cafe/Dining Chairs & Stools

Available with 2" Upholstered or Wood Seat

Lead-Time: IN STOCK (2-3 Days): 3315B & BR3315B-(SB) Sandtex Black frame -(ST19) Light Mahogany, (ST16) Natural or (ST08) Walnut Seat and Back

All others 4 to 5 Weeks



Chair-Wood Back	Seat Type	Frame Color	Model	KFI Upholstery				Grade in Fabric / Vinyls							
				V	G1	G2	G3	A	B	C	D	E	F	G	H
	Upholstered	BK,SB,SV GV, CV	<b>3315-</b> (A,B or C)	\$362	\$362	\$362	\$362	\$390	\$397	\$404	\$411	\$420	\$428	\$435	\$444
	Wood	SL, NK	<b>3315-</b> (A,B or C)	<b>\$476 for Wood Seat</b>				<b>**Specify A, B or C - Ex. 3315B</b>							
				Add \$15 List											
Barstool-Wood Back	Seat Type	Frame Color	Model	KFI Upholstery				Grade in Fabric / Vinyls							
				V	G1	G2	G3	A	B	C	D	E	F	G	H
	Upholstered	BK,SB,SV GV, CV	<b>BR3315-</b> (A,B or C)	\$428	\$428	\$428	\$428	\$456	\$463	\$470	\$477	\$486	\$494	\$501	\$510
	Wood	SL, NK	<b>BR3315-</b> (A,B or C)	<b>\$543 for Wood Seat</b>				<b>**Specify A, B or C - Ex. BR3315A</b>							
				Add \$15 List											
Chair-Wood Back	Seat Type	Frame Color	Model	KFI Upholstery				Grade in Fabric / Vinyls							
				V	G1	G2	G3	A	B	C	D	E	F	G	H
	Upholstered	BK,SB,SV GV, CV	<b>3315D-</b>	\$374	\$374	\$374	\$374	\$402	\$409	\$416	\$423	\$432	\$440	\$447	\$456
	Wood	SL, NK	<b>3315D-</b>	<b>\$492 for Wood Seat</b>											
				Add \$15 List											
Barstool-Wood Back	Seat Type	Frame Color	Model	KFI Upholstery				Grade in Fabric / Vinyls							
				V	G1	G2	G3	A	B	C	D	E	F	G	H
	Upholstered	BK,SB,SV GV, CV	<b>BR3315D-</b>	\$446	\$446	\$446	\$446	\$474	\$481	\$488	\$495	\$504	\$512	\$519	\$528
	Wood	SL, NK	<b>BR3315D-</b>	<b>\$563 for Wood Seat</b>											
				Add \$15 List											
Chair-Wood Back	Seat Type	Frame Color	Model	KFI Upholstery				Grade in Fabric / Vinyls							
				V	G1	G2	G3	A	B	C	D	E	F	G	H
	Upholstered	BK,SB,SV GV, CV	<b>3319K-</b>	\$396	\$396	\$396	\$396	\$424	\$431	\$438	\$445	\$454	\$462	\$469	\$478
	Wood	SL, NK	<b>3319K-</b>	<b>\$512 for Wood Seat</b>											
				Add \$15 List											
Barstool-Wood Back	Seat Type	Frame Color	Model	KFI Upholstery				Grade in Fabric / Vinyls							
				V	G1	G2	G3	A	B	C	D	E	F	G	H
	Upholstered	BK,SB,SV GV, CV	<b>BR3319K-</b>	\$477	\$477	\$477	\$477	\$505	\$512	\$519	\$526	\$535	\$543	\$550	\$559
	Wood	SL, NK	<b>BR3319K-</b>	<b>\$593 for Wood Seat</b>											
				Add \$15 List											
Barstool	Seat Type	Frame Color	Model	KFI Upholstery				Grade in Fabric / Vinyls							
				V	G1	G2	G3	A	B	C	D	E	F	G	H
	Upholstered	BK,SB,SV GV, CV	<b>BR3300-</b>	\$265	\$265	\$265	\$265	\$293	\$300	\$307	\$314	\$323	\$331	\$338	\$347
	Wood	SL, NK	<b>BR3300-</b>	<b>\$378 for Wood Seat</b>											
				Add \$15 List											

To Order: \_\_\_\_\_

Model #      Frame Color      Wood Color      and/or Upholstered Seat Color

**Examples**

Wood Back-Upholstered Seat: 3315A- SB-ST08-9202  
Wood Seat & Back: BR3315B- SB-ST08

**DIMENSIONS**

Width 17.25"  
Depth 19"  
Height 32"  
Seat 17"W x 16"D  
Seat H 18"

**SHIPPING INFORMATION**

Weight 20 lbs  
LTL 2 per carton- 25.5" x 18" x 39.5"- 10.5 CF  
UPS 2 per carton- 25.5" x 18" x 39.5"- 10.5 CF  
  
\*All pricing is FOB, Louisville, KY

**DIMENSIONS**

Width 17.25"  
Depth 19"  
Height 42"  
Seat 17"W x 16"D  
Seat H 30"

**SHIPPING INFORMATION**

Weight 26 lbs  
LTL 1 per carton- 21.5" x 17.6" x 45.25" - 9.9 CF  
UPS 1 per carton- 21.5" x 17.6" x 45.25" - 9.9 CF  
  
\*All pricing is FOB, Louisville, KY

**DIMENSIONS**

Width 17.25"  
Depth 19"  
Height 32"  
Seat 17" x 16"  
Seat H 18"

**SHIPPING INFORMATION**

Weight 20 lbs  
LTL 2 per carton- 25.5" x 18" x 39.5"- 10.5 CF  
UPS 2 per carton- 25.5" x 18" x 39.5"- 10.5 CF  
  
\*All pricing is FOB, Louisville, KY

**DIMENSIONS**

Width 17.25"  
Depth 19"  
Height 42"  
Seat 17" x 16"  
Seat H 30"

**SHIPPING INFORMATION**

Weight 26 lbs  
LTL 1 per carton- 21.5" x 17.6" x 45.25" - 9.9 CF  
UPS 1 per carton- 21.5" x 17.6" x 45.25" - 9.9 CF  
  
\*All pricing is FOB, Louisville, KY

**DIMENSIONS**

Width 17.25"  
Depth 19"  
Height 32"  
Seat 17" x 16"  
Seat H 18"

**SHIPPING INFORMATION**

Weight 18 lbs  
LTL 2 per carton- 25.5" x 18" x 39.5"- 10.5 CF  
UPS 2 per carton- 25.5" x 18" x 39.5"- 10.5 CF  
  
\*All pricing is FOB, Louisville, KY

**DIMENSIONS**

Width 17.25"  
Depth 19"  
Height 42"  
Seat 17" x 16"  
Seat H 30"

**SHIPPING INFORMATION**

Weight 24 lbs  
LTL 1 per carton- 21.5" x 17.6" x 45.25" - 9.9 CF  
UPS 1 per carton- 21.5" x 17.6" x 45.25" - 9.9 CF  
  
\*All pricing is FOB, Louisville, KY

**DIMENSIONS**

Width 17.25"  
Depth 19"  
Height 30"  
Seat 17" x 16"  
Seat H 30"

**SHIPPING INFORMATION**

Weight 16 lbs  
LTL 2 per carton- 21.5" x 17.6" x 45.25" - 9.9 CF  
UPS 2 per carton- 21.5" x 17.6" x 45.25" - 9.9 CF  
  
\*All pricing is FOB, Louisville, KY

**Powder-Coat Frame Colors:**

(BK) Black Glossy  
(SB) Sandtex Black  
(CV) Copper Vein  
(SV) Silver Vein  
(GV) Gold Vein  
**(SL) Silver - Add \$15 List**  
**(NK) Nickel - Add \$15 List**

(CH) Chrome - Add \$61/chair or \$90/barstool  
**(Models 3315, BR3315, 3319, BR3319 only)**

**Wood Colors:**

ST16- Natural  
ST02 - Honey  
ST04 - Cherry  
ST08 - Walnut  
ST15 - Green  
ST06 - Black  
ST19 - Mahogany  
ST05 - Sage

**Upholstery:**

See page 102 for KFI Vinyl's and Fabrics  
See pages 103-112 for all Graded options

COM (Customers Own Material)- 0.5 yd per chair  
\* Use Grade 2 pricing

CAL133- Call for pricing

**Additional Options**



**Swivel Seat Available on Barstools Only:**

Add CS to Order # ex. CSBR3315D  
Add \$123 per barstool  
BR3300 - Add \$24 for upholstered or \$36 for Wood

**Specifications and Features:**

1.25" square steel tubing frame- 18 gauge  
100% virgin polyurethane foam-CAL TB 117  
Clear polyurethane glides

**ANSI-BIFMA tested to hold 400 lbs**



SIN# 71-308

**KFI**









www.kfiseating.com  
800-457-5073

# 3300 SERIES - Metal Back Cafe/Dining Chairs & Stools

Available with 2" Upholstered or Wood Seat



Lead-Time: 4 - 5 Weeks.

Chair- Metal Back	Seat Type	Frame Color	Model	KFI Upholstery				Grade in Fabric / Vinyls							
				V	G1	G2	G3	A	B	C	D	E	F	G	H
	Upholstered	BK,SB,SV	<b>3309-</b>	\$280	\$280	\$280	\$280	\$308	\$315	\$322	\$329	\$338	\$346	\$353	\$362
	Wood	GV, CV	<b>3309-</b>	<b>\$396 for Wood Seat</b>											
		SL, NK			Add \$15 List										
	Upholstered	BK,SB,SV	<b>BR3309-</b>	\$381	\$381	\$381	\$381	\$409	\$416	\$423	\$430	\$439	\$447	\$454	\$463
	Wood	GV, CV	<b>BR3309-</b>	<b>\$499 for Wood Seat</b>											
		SL, NK			Add \$15 List										
	Upholstered	BK,SB,SV	<b>3310-</b>	\$265	\$265	\$265	\$265	\$293	\$300	\$307	\$314	\$323	\$331	\$338	\$347
	Wood	GV, CV	<b>3310-</b>	<b>\$385 for Wood Seat</b>											
		SL, NK			Add \$15 List										
	Upholstered	BK,SB,SV	<b>BR3310-</b>	\$376	\$376	\$376	\$376	\$404	\$411	\$418	\$425	\$434	\$442	\$449	\$458
	Wood	GV, CV	<b>BR3310-</b>	<b>\$496 for Wood Seat</b>											
		SL, NK			Add \$15 List										
	Upholstered	BK,SB,SV	<b>3312-</b>	\$275	\$275	\$275	\$275	\$303	\$310	\$317	\$324	\$333	\$341	\$348	\$357
	Wood	GV, CV	<b>3312-</b>	<b>\$394 for Wood Seat</b>											
		SL, NK			Add \$15 List										
	Upholstered	BK,SB,SV	<b>BR3312-</b>	\$389	\$389	\$389	\$389	\$417	\$424	\$431	\$438	\$447	\$455	\$462	\$471
	Wood	GV, CV	<b>BR3312-</b>	<b>\$508 for Wood Seat</b>											
		SL, NK			Add \$15 List										
	Upholstered	BK,SB,SV	<b>3316-</b>	\$265	\$265	\$265	\$265	\$293	\$300	\$307	\$314	\$323	\$331	\$338	\$347
	Wood	GV, CV	<b>3316-</b>	<b>\$385 for Wood Seat</b>											
		SL, NK			Add \$15 List										
	Upholstered	BK,SB,SV	<b>BR3316-</b>	\$374	\$374	\$374	\$374	\$402	\$409	\$416	\$423	\$432	\$440	\$447	\$456
	Wood	GV, CV	<b>BR3316-</b>	<b>\$493 for Wood Seat</b>											
		SL, NK			Add \$15 List										

To Order: \_\_\_\_\_

Model #      Frame Color      Wood Color      and/or Upholstered Seat Color

**Examples**

Upholstered Seat: 3309- SB-ST08-9202  
Wood Seat: 3309- SB-ST08

DIMENSIONS		SHIPPING INFORMATION	
Width	17.25"	Weight	18 lbs
Depth	19"	LTL	2 per carton- 25.5" x 18" x 39.5"- 10.5 CF
Height	32"	UPS	2 per carton- 25.5" x 18" x 39.5"- 10.5 CF
Seat	17" x 16"		
Seat H	18"		*All pricing is FOB, Louisville, KY
DIMENSIONS		SHIPPING INFORMATION	
Width	17.25"	Weight	24 lbs
Depth	19"	LTL	1 per carton- 21.5" x 17.6" x 45.25" - 9.9 CF
Height	42"	UPS	1 per carton- 21.5" x 17.6" x 45.25" - 9.9 CF
Seat	17" x 16"		
Seat H	30"		*All pricing is FOB, Louisville, KY
DIMENSIONS		SHIPPING INFORMATION	
Width	17.25"	Weight	18 lbs
Depth	19"	LTL	2 per carton- 25.5" x 18" x 39.5"- 10.5 CF
Height	32"	UPS	2 per carton- 25.5" x 18" x 39.5"- 10.5 CF
Seat	17" x 16"		
Seat H	18"		*All pricing is FOB, Louisville, KY
DIMENSIONS		SHIPPING INFORMATION	
Width	17.25"	Weight	24 lbs
Depth	19"	LTL	1 per carton- 21.5" x 17.6" x 45.25" - 9.9 CF
Height	42"	UPS	1 per carton- 21.5" x 17.6" x 45.25" - 9.9 CF
Seat	17" x 16"		
Seat H	30"		*All pricing is FOB, Louisville, KY
DIMENSIONS		SHIPPING INFORMATION	
Width	17.25"	Weight	18 lbs
Depth	19"	LTL	2 per carton- 25.5" x 18" x 39.5"- 10.5 CF
Height	32"	UPS	2 per carton- 25.5" x 18" x 39.5"- 10.5 CF
Seat	17" x 16"		
Seat H	18"		*All pricing is FOB, Louisville, KY
DIMENSIONS		SHIPPING INFORMATION	
Width	17.25"	Weight	24 lbs
Depth	19"	LTL	1 per carton- 21.5" x 17.6" x 45.25" - 9.9 CF
Height	42"	UPS	1 per carton- 21.5" x 17.6" x 45.25" - 9.9 CF
Seat	17" x 16"		
Seat H	30"		*All pricing is FOB, Louisville, KY
DIMENSIONS		SHIPPING INFORMATION	
Width	17.25"	Weight	18 lbs
Depth	19"	LTL	2 per carton- 25.5" x 18" x 39.5"- 10.5 CF
Height	30"	UPS	2 per carton- 25.5" x 18" x 39.5"- 10.5 CF
Seat	17" x 16"		
Seat H	18"		*All pricing is FOB, Louisville, KY
DIMENSIONS		SHIPPING INFORMATION	
Width	17.25"	Weight	24 lbs
Depth	19"	LTL	1 per carton- 21.5" x 17.6" x 45.25" - 9.9 CF
Height	30"	UPS	1 per carton- 21.5" x 17.6" x 45.25" - 9.9 CF
Seat	17" x 16"		
Seat H	30"		*All pricing is FOB, Louisville, KY

**Powder-Coat Frame Colors:**

- (BK) Black Glossy
- (SB) Sandtex Black
- (CV) Copper Vein
- (SV) Silver Vein
- (GV) Gold Vein
- (SL) Silver - Add \$15 List**
- (NK) Nickel - Add \$15 List**

**Wood Colors:**

- ST16- Natural
- ST02 - Honey
- ST04 - Cherry
- ST08 - Walnut
- ST15 - Green
- ST06 - Black
- ST19 - Mahogany
- ST05 - Sage

**Upholstery:**

See page 102 for KFI Vinyl's and Fabrics  
See pages 103-112 for all Graded options

COM (Customers Own Material)- 0.5 yd per chair  
\* Use Grade 2 pricing

CAL133- Call for pricing

**Additional Options**



**Swivel Seat Available on Barstools Only:**

Add CS to Order # ex. CSBR3315D  
Add \$123 per barstool

**Specifications and Features:**

1.25" square steel tubing frame- 18 gauge  
100% virgin polyurethane foam-CAL TB 117  
Clear polyurethane glides

**ANSI-BIFMA tested to Hold 400 lbs**



SIN# 71-308


**KFI**  
www.kfiseating.com  
800-457-5073

# 3600 SERIES - Cafe/Dining Chairs and Stools



Available with Wood Stained Seat and Back

Lead-Time: s 4-5 Weeks.

Chair-Wood Seat/Back	Seat/Back Type	Frame Color	Model	Wood Stain Colors
	Wood	BK, SB, CV SV, GV	<b>3618B-</b>	List \$498
		SL, NK	<b>3618B-</b>	List \$513

Barstool-Wood Seat/Back	Seat/Back Type	Frame Color	Model	Wood Stain Colors
	Wood	BK, SB, CV SV, GV	<b>BR3618B-</b>	List \$550
		SL, NK	<b>BR3618B-</b>	List \$565

Chair-Wood Seat/Back	Seat/Back Type	Frame Color	Model	Wood Stain Colors
	Wood	BK, SB, CV SV, GV	<b>3618C-</b>	List \$457
		SL, NK	<b>3618C-</b>	List \$472

Barstool-Wood Seat/Back	Seat/Back Type	Frame Color	Model	Wood Stain Colors
	Wood	BK, SB, CV SV, GV	<b>BR3618C-</b>	List \$509
		SL, NK	<b>BR3618C-</b>	List \$524

To Order: \_\_\_\_\_ - \_\_\_\_\_ - \_\_\_\_\_

Model #      Frame Color      Wood Color

**Example**

Wood: BR3618B-SV-ST19

DIMENSIONS		SHIPPING INFORMATION	
Width	17"	Weight	14 lbs
Depth	20"	LTL	2 per carton- 25.5" x 18" x 39.5"- 10.5 CF
Height	32"	UPS	2 per carton- 25.5" x 18" x 39.5"- 10.5 CF
Seat	17" W x 17" D		
Seat H	18"		
*All pricing is FOB, Louisville, KY			

DIMENSIONS		SHIPPING INFORMATION	
Width	17"	Weight	19 lbs
Depth	20"	LTL	1 per carton- 21.5" x 17.6" x 45.25"- 9.9 CF
Height	43"	UPS	1 per carton- 21.5" x 17.6" x 45.25"- 9.9 CF
Seat	17" W x 17" D		
Seat H	29"		
*All pricing is FOB, Louisville, KY			

DIMENSIONS		SHIPPING INFORMATION	
Width	17"	Weight	14 lbs
Depth	20"	LTL	2 per carton- 25.5" x 18" x 39.5"- 10.5 CF
Height	32"	UPS	2 per carton- 25.5" x 18" x 39.5"- 10.5 CF
Seat	17" W x 17" D		
Seat H	18"		
*All pricing is FOB, Louisville, KY			

DIMENSIONS		SHIPPING INFORMATION	
Width	17"	Weight	19 lbs
Depth	20"	LTL	1 per carton- 21.5" x 17.6" x 45.25"- 9.9 CF
Height	43"	UPS	1 per carton- 21.5" x 17.6" x 45.25"- 9.9 CF
Seat	17" W x 17" D		
Seat H	29"		
*All pricing is FOB, Louisville, KY			

**Powder-Coat Frame Colors:**

- (BK) Black Glossy
- (SB) Sandtex Black
- (CV) Copper Vein
- (SV) Silver Vein
- (GV) Gold Vein
- (SL) Silver - Add \$15 List**
- (NK) Nickel - Add \$15 List**

**Wood Seat Colors:**

- ST16 - Natural
- ST02 - Honey
- ST04 - Cherry
- ST08 - Walnut
- ST15 - Green
- ST06 - Black
- ST19 - Mahogany
- ST05 - Sage

**Specifications and Features:**

3/4" Round Steel frame - 18 gauge  
Black polyurethane glides

**ANSI-BIMFA tested to hold 400 lbs**



SIN# 71-308


# 3800 SERIES - Wood or Upholstered Back Cafe/Dining Chairs and Stools





Available with 2" Upholstered or Wood Stained Seat


Lead-Time: IN STOCK: 3818A & BR3818AB in (SB) Sandtex Black frame - (ST19) Light Mahogany, (ST16) Natural or (ST08) Walnut Seat and Back


All others 4 - 5 Weeks


Chair - Wood Back	Seat Type	Frame Color	Model	KFI Upholstery				Grade in Fabric / Vinyls							
				V	G1	G2	G3	A	B	C	D	E	F	G	H
	Upholstered	BK,SB,SV GV,CV	<b>3818A-</b>	\$375	\$375	\$375	\$375	\$403	\$410	\$417	\$424	\$433	\$441	\$448	\$457
	Wood		<b>3818A-</b>	<b>\$422 for Wood Seat</b>											
		SL,NK			Add \$15 List										

Barstool- Wood Back	Seat Type	Frame Color	Model	KFI Upholstery				Grade in Fabric / Vinyls							
				V	G1	G2	G3	A	B	C	D	E	F	G	H
	Upholstered	BK,SB,SV GV,CV	<b>BR3818A-</b>	\$463	\$463	\$463	\$463	\$491	\$498	\$505	\$512	\$521	\$529	\$536	\$545
	Wood		<b>BR3818A-</b>	<b>\$511 for Wood Seat</b>											
		SL,NK			Add \$15 List										

Chair- Wood Back	Seat Type	Frame Color	Model	KFI Upholstery				Grade in Fabric / Vinyls							
				V	G1	G2	G3	A	B	C	D	E	F	G	H
	Upholstered	BK,SB,SV GV,CV	<b>3818C-</b>	\$375	\$375	\$375	\$375	\$403	\$410	\$417	\$424	\$433	\$441	\$448	\$457
	Wood		<b>3818C-</b>	<b>\$426 for Wood Seat</b>											
		SL,NK			Add \$15 List										

Barstool - Wood Back	Seat Type	Frame Color	Model	KFI Upholstery				Grade in Fabric / Vinyls							
				V	G1	G2	G3	A	B	C	D	E	F	G	H
	Upholstered	BK,SB,SV GV,CV	<b>BR3818C-</b>	\$465	\$465	\$465	\$465	\$493	\$500	\$507	\$514	\$523	\$531	\$538	\$547
	Wood		<b>BR3818C-</b>	<b>\$516 for Wood Seat</b>											
		SL,NK			Add \$15 List										

Chair-Upholstered Back	Seat Type	Frame Color	Model	KFI Upholstery				Grade in Fabric / Vinyls							
				V	G1	G2	G3	A	B	C	D	E	F	G	H
	Upholstered	BK,SB,SV GV,CV	<b>3818P-</b>	\$322	\$322	\$322	\$322	\$350	\$357	\$364	\$371	\$380	\$388	\$395	\$404
	Wood		<b>3818P-</b>	<b>\$366 for Wood Seat</b>											
		SL,NK			Add \$15 List										

Barstool-Upholstered Back	Seat Type	Frame Color	Model	KFI Upholstery				Grade in Fabric / Vinyls							
				V	G1	G2	G3	A	B	C	D	E	F	G	H
	Upholstered	BK,SB,SV GV,CV	<b>BR3818P-</b>	\$412	\$412	\$412	\$412	\$440	\$447	\$454	\$461	\$470	\$478	\$485	\$494
	Wood		<b>BR3818P-</b>	<b>\$455 for Wood Seat</b>											
		SL,NK			Add \$15 List										



To Order: \_\_\_\_\_ - \_\_\_\_\_ - \_\_\_\_\_ - \_\_\_\_\_

Model #      Frame      Wood and/or      Upholstery  
Color      Color      Color

**Examples**

Wood Seat & Back:      3818A SB-ST08  
Wood Back, Upholstered Seat:      3818A SB-ST08-9202

**DIMENSIONS**

Width 16.25"  
Depth 19"  
Height 31"  
Seat 16.5" x 16.5"  
Seat H 18"

**SHIPPING INFORMATION**

Weight 14 lbs  
LTL 2 per carton- 25.5" x 18" x 39.5"- 10.5 CF  
UPS 2 per carton- 25.5" x 18" x 39.5"- 10.5 CF  
  
\*All pricing is FOB, Louisville, KY

**DIMENSIONS**

Width 16.25"  
Depth 19"  
Height 41.5"  
Seat 16.5" x 16.5"  
Seat H 30"

**SHIPPING INFORMATION**

Weight 16 lbs  
LTL 1 per carton- 21.5" x 17.6" x 45.25" - 9.9 CF  
UPS 1 per carton- 21.5" x 17.6" x 45.25" - 9.9 CF  
  
\*All pricing is FOB, Louisville, KY

**DIMENSIONS**

Width 16.25"  
Depth 19"  
Height 31"  
Seat 16.5" x 16.5"  
Seat H 18"

**SHIPPING INFORMATION**

Weight 14 lbs  
LTL 2 per carton- 25.5" x 18" x 39.5"- 10.5 CF  
UPS 2 per carton- 25.5" x 18" x 39.5"- 10.5 CF  
  
\*All pricing is FOB, Louisville, KY

**DIMENSIONS**

Width 16.25"  
Depth 19"  
Height 41.5"  
Seat 16.5" x 16.5"  
Seat H 30"

**SHIPPING INFORMATION**

Weight 16 lbs  
LTL 1 per carton- 21.5" x 17.6" x 45.25" - 9.9 CF  
UPS 1 per carton- 21.5" x 17.6" x 45.25" - 9.9 CF  
  
\*All pricing is FOB, Louisville, KY

**DIMENSIONS**

Width 16.25"  
Depth 19"  
Height 31"  
Seat 16.5" x 16.5"  
Seat H 18"

**SHIPPING INFORMATION**

Weight 14 lbs  
LTL 2 per carton- 25.5" x 18" x 39.5"- 10.5 CF  
UPS 2 per carton- 25.5" x 18" x 39.5"- 10.5 CF  
  
\*All pricing is FOB, Louisville, KY

**DIMENSIONS**

Width 16.25"  
Depth 19"  
Height 41.5"  
Seat 16.5" x 16.5"  
Seat H 30"

**SHIPPING INFORMATION**

Weight 16 lbs  
LTL 1 per carton- 21.5" x 17.6" x 45.25" - 9.9 CF  
UPS 1 per carton- 21.5" x 17.6" x 45.25" - 9.9 CF  
  
\*All pricing is FOB, Louisville, KY

**Powder-Coat Frame Colors:**

(BK) Black Glossy  
(SB) Sandtex Black  
(CV) Copper Vein  
(SV) Silver Vein  
(GV) Gold Vein  
**(SL) Silver - Add \$15 List**  
**(NK) Nickel - Add \$15 List**  
  
(CH) Chrome - Add \$77/chair or \$115/barstool

**Wood Seat Colors:**

ST16- Natural  
ST02 - Honey  
ST04 - Cherry  
ST08 - Walnut  
ST15 - Green  
ST06 - Black  
ST19 - Mahogany  
ST05 - Sage

**Upholstery:**

See page 102 for KFI Vinyl's and Fabrics  
See pages 103-112 for all Graded options  
  
COM (Customers Own Material)- 0.5 yd per chair  
\* Use Grade 2 pricing  
  
CAL133- Call for pricing

**Specifications and Features:**

7/8"round steel tubing frame- 18 gauge  
100% virgin polyurethane foam-CAL TB 117  
Clear polyurethane glides

**ANSI-BIFMA Tested to hold 400 lbs**



SIN# 71-308


**KFI**  
www.kfiseating.com  
800-457-5073


# 3800 SERIES - Metal Back Cafe/Dining Chairs and Stools


Available with 2" Upholstered or Wood Stained Seat


Lead-Time: 4-5 Weeks.




Chair - Metal Back	Seat Type	Frame Color	Model	KFI Upholstery				Grade in Fabric / Vinyls							
				V	G1	G2	G3	A	B	C	D	E	F	G	H
	Upholstered	BK,SB,SV GV,CV	<b>3818LA-</b>	\$340	\$340	\$340	\$340	\$368	\$375	\$382	\$389	\$398	\$406	\$413	\$422
	Wood		<b>3818LA-</b>	<b>\$388 for Wood Seat</b>											
		SL,NK			Add \$15 List										

Barstool - Metal Back	Seat Type	Frame Color	Model	KFI Upholstery				Grade in Fabric / Vinyls							
				V	G1	G2	G3	A	B	C	D	E	F	G	H
	Upholstered	BK,SB,SV GV,CV	<b>BR3818LA-</b>	\$422	\$422	\$422	\$422	\$450	\$457	\$464	\$471	\$480	\$488	\$495	\$504
	Wood		<b>BR3818LA-</b>	<b>\$470 for Wood Seat</b>											
		SL, NK			Add \$15 List										

Chair - Metal Back	Seat Type	Frame Color	Model	KFI Upholstery				Grade in Fabric / Vinyls							
				V	G1	G2	G3	A	B	C	D	E	F	G	H
	Upholstered	BK,SB,SV GV,CV	<b>3818LB-</b>	\$340	\$340	\$340	\$340	\$368	\$375	\$382	\$389	\$398	\$406	\$413	\$422
	Wood		<b>3818LB-</b>	<b>\$388 for Wood Seat</b>											
		SL,NK			Add \$15 List										

Barstool - Metal Back	Seat Type	Frame Color	Model	KFI Upholstery				Grade in Fabric / Vinyls							
				V	G1	G2	G3	A	B	C	D	E	F	G	H
	Upholstered	BK,SB,SV GV,CV	<b>BR3818LB-</b>	\$422	\$422	\$422	\$422	\$450	\$457	\$464	\$471	\$480	\$488	\$495	\$504
	Wood		<b>BR3818LB-</b>	<b>\$470 for Wood Seat</b>											
		SL,NK			Add \$15 List										

Chair - Metal Back	Seat Type	Frame Color	Model	KFI Upholstery				Grade in Fabric / Vinyls							
				V	G1	G2	G3	A	B	C	D	E	F	G	H
	Upholstered	BK,SB,SV GV,CV	<b>3818LC-</b>	\$340	\$340	\$340	\$340	\$368	\$375	\$382	\$389	\$398	\$406	\$413	\$422
	Wood		<b>3818LC-</b>	<b>\$388 for Wood Seat</b>											
		SL,NK			Add \$15 List										

Barstool - Metal Back	Seat Type	Frame Color	Model	KFI Upholstery				Grade in Fabric / Vinyls							
				V	G1	G2	G3	A	B	C	D	E	F	G	H
	Upholstered	BK,SB,SV GV,CV	<b>BR3818LC-</b>	\$422	\$422	\$422	\$422	\$450	\$457	\$464	\$471	\$480	\$488	\$495	\$504
	Wood		<b>BR3818LC-</b>	<b>\$470 for Wood Seat</b>											
		SL,NK			Add \$15 List										

To Order: \_\_\_\_\_ - \_\_\_\_\_ - \_\_\_\_\_

Model #      Frame Color      Wood and/or Upholstery Color

**Examples**

Upholstered Seat: 3818LA-SB-9202  
Wood Seat: 3818LA-SB-ST08

DIMENSIONS		SHIPPING INFORMATION	
Width	16.25"	Weight	14 lbs
Depth	19"	LTL	2 per carton- 25.5" x 18" x 39.5"- 10.5 CF
Height	31"	UPS	2 per carton- 21.5" x 17.6" x 45.25" - 9.9 CF
Seat	16.5" x 16.5"		
Seat H	18"		
*All pricing is FOB, Louisville, KY			

DIMENSIONS		SHIPPING INFORMATION	
Width	16.25"	Weight	16 lbs
Depth	19"	LTL	1 per carton- 21.5" x 17.6" x 45.25" - 9.9 CF
Height	41.5"	UPS	1 per carton- 23.5" x 18.5" x 44.5" - 11.2 CF
Seat	16.5" x 16.5"		
Seat H	31"		
*All pricing is FOB, Louisville, KY			

DIMENSIONS		SHIPPING INFORMATION	
Width	16.25"	Weight	14 lbs
Depth	19"	LTL	2 per carton- 25.5" x 18" x 39.5"- 10.5 CF
Height	31"	UPS	2 per carton- 21.5" x 17.6" x 45.25" - 9.9 CF
Seat	16.5" x 16.5"		
Seat H	18"		
*All pricing is FOB, Louisville, KY			

DIMENSIONS		SHIPPING INFORMATION	
Width	16.25"	Weight	16 lbs
Depth	19"	LTL	1 per carton- 21.5" x 17.6" x 45.25" - 9.9 CF
Height	41.5"	UPS	1 per carton- 23.5" x 18.5" x 44.5" - 11.2 CF
Seat	16.5" x 16.5"		
Seat H	31"		
*All pricing is FOB, Louisville, KY			

DIMENSIONS		SHIPPING INFORMATION	
Width	16.25"	Weight	14 lbs
Depth	19"	LTL	2 per carton- 25.5" x 18" x 39.5"- 10.5 CF
Height	31"	UPS	2 per carton- 21.5" x 17.6" x 45.25" - 9.9 CF
Seat	16.5" x 16.5"		
Seat H	18"		
*All pricing is FOB, Louisville, KY			

DIMENSIONS		SHIPPING INFORMATION	
Width	16.25"	Weight	16 lbs
Depth	19"	LTL	1 per carton- 21.5" x 17.6" x 45.25" - 9.9 CF
Height	41.5"	UPS	1 per carton- 23.5" x 18.5" x 44.5" - 11.2 CF
Seat	16.5" x 16.5"		
Seat H	31"		
*All pricing is FOB, Louisville, KY			

**Powder-Coat Frame Colors:**

- (BK) Black Glossy
- (SB) Sandtex Black
- (CV) Copper Vein
- (SV) Silver Vein
- (GV) Gold Vein
- (SL) Silver - Add \$15 List**
- (NK) Nickel - Add \$15 List**

**Wood Seat Colors:**

- ST16- Natural
- ST02 - Honey
- ST04 - Cherry
- ST08 - Walnut
- ST15 - Green
- ST06 - Black
- ST19 - Mahogany
- ST05 - Sage

**Upholstery:**

See page 102 for KFI Vinyl's and Fabrics  
See pages 103-112 for all Graded options  
  
COM (Customers Own Material)- 0.5 yd per chair  
\* Use Grade 2 pricing  
  
CAL133- Call for pricing

**Specifications and Features:**

7/8" round steel tubing frame- 18 gauge  
Frame is made from over 90% recycled materia 100% virgin polyurethane foam-CAL TB 117  
Clear polyurethane glides

**ANSI-BIFMA Tested to hold 400 lbs**



SIN# 71-308


**KFI**  
www.kfiseating.com  
800-457-5073


# 3900 SERIES - Metal Back Cafe/Dining Chairs & Stools


Available with 2" Upholstered or Wood Stained Seat


Lead-Time: 4 - 5 Weeks.





Chair - Wood & Metal Back	Seat Type	Frame Color	Model	KFI Upholstery				Grade in Fabric / Vinyls							
				V	G1	G2	G3	A	B	C	D	E	F	G	H
	Upholstered	BK,SB,SV GV,CV	<b>3990C-</b>	\$441	\$441	\$441	\$441	\$469	\$476	\$483	\$490	\$499	\$507	\$514	\$523
	Wood	BK,SB,SV GV,CV	<b>3990C-</b>	<b>\$556 for Wood Seat</b>											

Barstool - Wood & Metal Back	Seat Type	Frame Color	Model	KFI Upholstery				Grade in Fabric / Vinyls							
				V	G1	G2	G3	A	B	C	D	E	F	G	H
	Upholstered	BK,SB,SV GV,CV	<b>BR3990C-</b>	\$526	\$526	\$526	\$526	\$554	\$561	\$568	\$575	\$584	\$592	\$599	\$608
	Wood	BK,SB,SV GV,CV	<b>BR3990C-</b>	<b>\$642 for Wood Seat</b>											

Chair - Wood Back	Seat Type	Frame Color	Model	KFI Upholstery				Grade in Fabric / Vinyls							
				V	G1	G2	G3	A	B	C	D	E	F	G	H
	Upholstered	BK,SB,SV GV,CV	<b>3903-</b>	\$425	\$425	\$425	\$425	\$453	\$460	\$467	\$474	\$483	\$491	\$498	\$507
	Wood	BK,SB,SV GV,CV	<b>3903-</b>	<b>\$540 for Wood Seat</b>											

Barstool - Wood Back	Seat Type	Frame Color	Model	KFI Upholstery				Grade in Fabric / Vinyls							
				V	G1	G2	G3	A	B	C	D	E	F	G	H
	Upholstered	BK,SB,SV GV,CV	<b>BR3903-</b>	\$479	\$479	\$479	\$479	\$507	\$514	\$521	\$528	\$537	\$545	\$552	\$561
	Wood	BK,SB,SV GV,CV	<b>BR3903-</b>	<b>\$594 for Wood Seat</b>											

Chair - Metal Back	Seat Type	Frame Color	Model	KFI Upholstery				Grade in Fabric / Vinyls							
				V	G1	G2	G3	A	B	C	D	E	F	G	H
	Upholstered	BK,SB,SV GV,CV	<b>3995LB-</b>	\$460	\$460	\$460	\$460	\$488	\$495	\$502	\$509	\$518	\$526	\$533	\$542
	Wood	BK,SB,SV GV,CV	<b>3995LB-</b>	<b>\$539 for Wood Seat</b>											

Barstool - Metal Back	Seat Type	Frame Color	Model	KFI Upholstery				Grade in Fabric / Vinyls							
				V	G1	G2	G3	A	B	C	D	E	F	G	H
	Upholstered	BK,SB,SV GV,CV	<b>BR3995LB-</b>	\$492	\$492	\$492	\$492	\$520	\$527	\$534	\$541	\$550	\$558	\$565	\$574
	Wood	BK,SB,SV GV,CV	<b>BR3995LB-</b>	<b>\$600 for Wood Seat</b>											

To Order: \_\_\_\_\_ - \_\_\_\_\_ - \_\_\_\_\_

Model #      Frame Color      Wood and/or Upholstery Color

**Examples**

Upholstered Seat: 3990C-SB-ST08-9202  
Wood Seat: 3990C-SB-ST08

**DIMENSIONS**

Width 17"  
Depth 21"  
Height 35.25"  
Seat 17.25" x 16.75"  
Seat H 18.25"

**SHIPPING INFORMATION**

Weight 20 lbs  
LTL 2 per carton- 25.5" x 18" x 39.5"- 10.5 CF  
UPS 2 per carton- 25.5" x 18" x 39.5"- 10.5 CF

\*All pricing is FOB, Louisville, KY

**DIMENSIONS**

Width 17"  
Depth 21"  
Height 42.25"  
Seat 17.25" x 16.75"  
Seat H 30"

**SHIPPING INFORMATION**

Weight 22 lbs  
LTL 1 per carton- 21.5" x 17.6" x 45.25" - 9.9 CF  
UPS 1 per carton- 21.5" x 17.6" x 45.25" - 9.9 CF

\*All pricing is FOB, Louisville, KY

**DIMENSIONS**

Width 17"  
Depth 21"  
Height 35.25"  
Seat 17.25" x 16.75"  
Seat H 18.25"

**SHIPPING INFORMATION**

Weight 20 lbs  
LTL 2 per carton- 25.5" x 18" x 39.5"- 10.5 CF  
UPS 2 per carton- 25.5" x 18" x 39.5"- 10.5 CF

\*All pricing is FOB, Louisville, KY

**DIMENSIONS**

Width 17"  
Depth 21"  
Height 42.25"  
Seat 17.25" x 16.75"  
Seat H 30"

**SHIPPING INFORMATION**

Weight 22 lbs  
LTL 1 per carton- 21.5" x 17.6" x 45.25" - 9.9 CF  
UPS 1 per carton- 21.5" x 17.6" x 45.25" - 9.9 CF

\*All pricing is FOB, Louisville, KY

**DIMENSIONS**

Width 17"  
Depth 21"  
Height 35.25"  
Seat 17.25" x 16.75"  
Seat H 18.25"

**SHIPPING INFORMATION**

Weight 20 lbs  
LTL 2 per carton- 25.5" x 18" x 39.5"- 10.5 CF  
UPS 2 per carton- 25.5" x 18" x 39.5"- 10.5 CF

\*All pricing is FOB, Louisville, KY

**DIMENSIONS**

Width 17"  
Depth 21"  
Height 42.25"  
Seat 17.25" x 16.75"  
Seat H 30"

**SHIPPING INFORMATION**

Weight 22 lbs  
LTL 1 per carton- 21.5" x 17.6" x 45.25" - 9.9 CF  
UPS 1 per carton- 21.5" x 17.6" x 45.25" - 9.9 CF

\*All pricing is FOB, Louisville, KY

**Powder-Coat Frame Colors:**

(BK) Black Glossy  
(SB) Sandtex Black  
(CV) Copper Vein  
(SV) Silver Vein  
(GV) Gold Vein  
**(SL) Silver - Add \$15 List**  
**(NK) Nickel - Add \$15 List**  
**(MH) Mahogany - Add \$15 List**

**Wood Seat Colors:**

ST16- Natural  
ST02 - Honey  
ST04 - Cherry  
ST08 - Walnut  
ST15 - Green  
ST06 - Black  
ST19 - Mahogany  
ST05 - Sage

**Upholstery:**

See page 102 for KFI Vinyl's and Fabrics  
See pages 103-112 for all Graded options

COM (Customers Own Material)- 0.5 yd per chair  
\* Use Grade 2 pricing

CAL133- Call for pricing

**Specifications and Features:**

1.25" square steel tubing frame- 18 gauge  
1.5" x 1" Rectangular steel frame - 3995LB, BR3995LB  
Frame made from 90% recycled material  
100% virgin polyurethane foam-CAL TB 117  
Clear polyurethane glides

**ANSI-BIFMA tested to hold 400 lbs**



SIN# 71-308

**KFI**

www.kfiseating.com  
800-457-5073

# Eastwood Series - Wood, Cafe/Dining Stools


Available with Upholstered or Wood Stained Seat


Available in (CY) Cherry, (MH) Mahogany, (NA) Natural, (WL) Walnut or (BK) Black stained wood frame option

CT4200-BK: Ships 2-3 Days

All Others 3-4 Weeks



Barstool_ 30" Seat Height	Seat Type	Frame Color	Model	KFI Upholstery				Grade in Fabric / Vinyls							
				V	G1	G2	G3	A	B	C	D	E	F	G	H
	Upholstered	CY, MH NA,WL,BK	<b>BR4200-</b>	\$376	\$376	\$376	\$376	\$404	\$411	\$418	\$425	\$497	\$505	\$512	\$521
	Wood	CY,MH NA,WL,BK	<b>BR4200-</b>	<b>\$430 for Wood Seat</b>											

Counter Height Stool- 24" Seat Height	Seat Type	Frame Color	Model	KFI Upholstery				Grade in Fabric / Vinyls							
				V	G1	G2	G3	A	B	C	D	E	F	G	H
	Upholstered	CY, MH NA,WL,BK	<b>CT4200-</b>	\$395	\$395	\$395	\$395	\$423	\$500	\$507	\$514	\$523	\$531	\$538	\$546
	Wood	CY,MH NA,WL,BK	<b>CT4200-</b>	<b>\$449 for Wood Seat</b>											

To Order: \_\_\_\_\_

Model #      Frame and/ or Upholstery  
                  Color                   Color

**Examples**

Upholstered: BR4200-MH-9202  
Wood: CT4200-MH

**Wood Seat Colors:**

(CY) Cherry  
(MH) Mahogany  
(NA) Natural  
(WL) Walnut  
(BK) Black

\*Additional colors available, call for lead-times

**Upholstery:**

See page 102 for KFI Vinyl's and Fabrics  
See pages 103-112 for all Graded options

COM (Customers Own Material)- 0.5 yd per chair  
\* Use Grade 2 pricing

CAL133- Call for pricing

**Specifications and Features:**

100% European Beech Hardwood  
Side and Rear Leg Braces for added Strength  
100% Virgin Polyurethane Foam-CAL TB 117  
White polyurethane glides

**ANSI-BIFMA Tested for 400lbs**

DIMENSIONS		SHIPPING INFORMATION	
Width	18"	Weight	28 lbs
Depth	18"	LTL	1 per carton- 18.25" x 20" x 48" - 10.1 CF
Height	30"	UPS	1 per carton- 18.25" x 20" x 48" - 10.1 CF
Seat	18"W x 18"D		
Seat H	30"		
*All pricing is FOB, Louisville, KY			

DIMENSIONS		SHIPPING INFORMATION	
Width	18"	Weight	26 lbs
Depth	18"	LTL	1 per carton- 18.25" x 20" x 48" - 10.1 CF
Height	24"	UPS	1 per carton- 18.25" x 20" x 48" - 10.1 CF
Seat	18"W x 18"D		
Seat H	24"		
*All pricing is FOB, Louisville, KY			



SIN# 71-308

**KFI**  
www.kfiseating.com  
800-457-5073


# 4300 SERIES - Wood, Cafe/Dining Chairs & Stools


Available with Upholstered or Wood Stained Seat


Available in (CY) Cherry, (MH) Mahogany, (NA) Natural, (WL) Walnut or (BK) Black stained wood frame option


Lead-Time: 4 - 5 Weeks



Chair - Wood	Seat Type	Frame Color	Model	KFI Upholstery				Grade in Fabric / Vinyls							
				V	G1	G2	G3	A	B	C	D	E	F	G	H
	Upholstered	CY, MH NA,WL,BK	<b>4311-</b>	\$363	\$363	\$363	\$363	\$391	\$398	\$405	\$412	\$421	\$429	\$436	\$445
	Wood	CY,MH NA,WL,BK	<b>4311-</b>	<b>\$402 for Wood Seat</b>											

Barstool - Wood	Seat Type	Frame Color	Model	KFI Upholstery				Grade in Fabric / Vinyls							
				V	G1	G2	G3	A	B	C	D	E	F	G	H
	Upholstered	CY, MH NA,WL,BK	<b>BR4311-</b>	\$449	\$449	\$449	\$449	\$477	\$484	\$491	\$598	\$507	\$515	\$522	\$531
	Wood	CY,MH NA,WL,BK	<b>BR4311-</b>	<b>\$488 for Wood Seat</b>											

Chair - Wood	Seat Type	Frame Color	Model	KFI Upholstery				Grade in Fabric / Vinyls							
				V	G1	G2	G3	A	B	C	D	E	F	G	H
	Upholstered	CY, MH NA,WL,BK	<b>4317-</b>	\$334	\$334	\$334	\$334	\$362	\$369	\$376	\$383	\$392	\$400	\$407	\$416
	Wood	CY,MH NA,WL,BK	<b>4317-</b>	<b>\$361 for Wood Seat</b>											

Barstool - Wood	Seat Type	Frame Color	Model	KFI Upholstery				Grade in Fabric / Vinyls							
				V	G1	G2	G3	A	B	C	D	E	F	G	H
	Upholstered	CY, MH NA,WL,BK	<b>BR4317-</b>	\$433	\$433	\$433	\$433	\$461	\$468	\$475	\$482	\$491	\$499	\$506	\$515
	Wood	CY,MH NA,WL,BK	<b>BR4317-</b>	<b>\$461 for Wood Seat</b>											



To Order: \_\_\_\_\_ - \_\_\_\_\_ - \_\_\_\_\_

Model #      Frame and/ or Upholstery  
Color            Color

**Examples**

Upholstered:      4311 MH-9202  
Wood:                4311 MH

**DIMENSIONS**

**SHIPPING INFORMATION**

Width    17"  
Depth    18.5"  
Height   32.5"  
Seat      17.25"W x 16.75"D  
Seat H    18"  
Back      17" x 16"

Weight    16 lbs  
LTL        2 per carton- 24.5" x 18.5" x 37.25"- 9.6 CF  
UPS        2 per carton- 24.5" x 18.5" x 37.25"- 9.6 CF

\*All pricing is FOB, Louisville, KY

**DIMENSIONS**

**SHIPPING INFORMATION**

Width    17"  
Depth    20"  
Height   43.5"  
Seat      17.25"W x 16.5"D  
Seat H    30"  
Back      17" x 14"

Weight    28 lbs  
LTL        1 per carton- 18.25" x 20" x 48" - 10.1 CF  
UPS        1 per carton- 18.25" x 20" x 48" - 10.1 CF

\*All pricing is FOB, Louisville, KY

**DIMENSIONS**

**SHIPPING INFORMATION**

Width    17.25"  
Depth    21"  
Height   34"  
Seat      17.25"W x 16.75"D  
Seat H    18"  
Back      17" x 16"

Weight    16 lbs  
LTL        2 per carton- 24.5" x 18.5" x 37.25"- 9.6 CF  
UPS        2 per carton- 24.5" x 18.5" x 37.25"- 9.6 CF

\*All pricing is FOB, Louisville, KY

**DIMENSIONS**

**SHIPPING INFORMATION**

Width    17"  
Depth    21"  
Height   44.5"  
Seat      17.25"W x 16.5"D  
Seat H    30"  
Back      17" x 14"

Weight    28 lbs  
LTL        1 per carton- 18.25" x 20" x 48" - 10.1 CF  
UPS        1 per carton- 18.25" x 20" x 48" - 10.1 CF

\*All pricing is FOB, Louisville, KY

**Wood Seat Colors:**

(CY) Cherry  
(MH) Mahogany  
(NA) Natural  
(WL) Walnut  
(BK) Black

\*Additional colors available, call for lead-times

**Upholstery:**

See page 102 for KFI Vinyl's and Fabrics  
See pages 103-112 for all Graded options

COM (Customers Own Material)- 0.5 yd per chair  
\* Use Grade 2 pricing

CAL133- Call for pricing

**Specifications and Features:**

100% European Beech Hardwood  
Side and Rear Leg Braces for added Strength  
100% Virgin Polyurethane Foam-CAL TB 117  
White polyurethane glides  
ANSI-BIFMA Tested for 400lbs



SIN# 71-308

**KFI**

www.kfiseating.com  
800-457-5073





## 4400 SERIES - Wood, Cafe/Dining Chairs and Stools

Available with Wood Stained Seat

Available in (CY) Cherry, (MH) Mahogany, (NA) Natural, (WL) Walnut or (BK) Black stained wood frame option

Lead-Time: 4 - 5 Weeks



Chair - Wood	Seat Type	Frame Color	Model	Wood Only
	Wood	(CY) Cherry (NA) Natural (MH) Mahogany (WL) Walnut (BK) Black	<b>4400-</b>	<b>\$364 List</b>
Barstool - Wood	Seat Type	Frame Color	Model	Wood Only
	Wood	(CY) Cherry (NA) Natural (MH) Mahogany (WL) Walnut (BK) Black	<b>BR4400-</b>	<b>\$475 List</b>
Armless - Glides	Seat Type	Frame Color	Model	Wood Only
	Wood	(CY) Cherry (NA) Natural (MH) Mahogany (WL) Walnut (BK) Black	<b>4402-</b>	<b>\$382 List</b>
Barstool - Glides	Seat Type	Frame Color	Model	Wood Only
	Wood	(CY) Cherry (NA) Natural (MH) Mahogany (WL) Walnut (BK) Black	<b>BR4402-</b>	<b>\$480 List</b>

To Order: \_\_\_\_\_ - \_\_\_\_\_

Model #      Frame  
                  Color

**Examples**

Wood: 4400-MH

**DIMENSIONS**

Width 17.75"  
Depth 20.25"  
Height 37.75"  
Seat 17.75"W x 16.5"D  
Seat H 18.5"  
Back 15" x 17"

**SHIPPING INFORMATION**

Weight 18 lbs  
LTL 2 per carton- 24.5" x 18.5" x 37.25"- 9.6 CF  
UPS 2 per carton- 24.5" x 18.5" x 37.25"- 9.6 CF  
  
\*All pricing is FOB, Louisville, KY

**DIMENSIONS**

Width 17.3"  
Depth 19.5"  
Height 43"  
Seat 16.5"W x 16.5"D  
Seat H 31"  
Back 16" x 12"

**SHIPPING INFORMATION**

Weight 28 lbs  
LTL 1 per carton- 18.25" x 20" x 48" - 10.1 CF  
UPS 1 per carton- 18.25" x 20" x 48" - 10.1 CF  
  
\*All pricing is FOB, Louisville, KY

**DIMENSIONS**

Width 18.25"  
Depth 21.5"  
Height 33.25"  
Seat 18.25"W x 16"D  
Seat H 18"  
Back 17.5" x 18.5"

**SHIPPING INFORMATION**

Weight 18 lbs  
LTL 2 per carton- 24.5" x 18.5" x 37.25"- 9.6 CF  
UPS 2 per carton- 24.5" x 18.5" x 37.25"- 9.6 CF  
  
\*All pricing is FOB, Louisville, KY

**DIMENSIONS**

Width 18.5"  
Depth 19.5"  
Height 43.5"  
Seat 16.5"W x 16.5"D  
Seat H 31"  
Back 16" x 12"

**SHIPPING INFORMATION**

Weight 28 lbs  
LTL 1 per carton- 18.25" x 20" x 48" - 10.1 CF  
UPS 1 per carton- 18.25" x 20" x 48" - 10.1 CF  
  
\*All pricing is FOB, Louisville, KY

**Wood Seat Colors:**

- (CY) Cherry
- (MH) Mahogany
- (NA) Natural
- (WL) Walnut
- (BK) Black

\*Additional colors available, call for lead time

**Specifications and Features:**

- 100% European Beech Hardwood
- Side and Rear Leg Braces for added Strength
- White polyurethane glides
- ANSI-BIFMA Tested for 400 lbs



SIN# 71-308

**KFI**

www.kfiseating.com  
800-457-5073


# 4500 SERIES - Wood, Cafe/Dining Chairs and Stools


Available with Upholstered or Wood Stained Seat


Available in (CY) Cherry, (MH) Mahogany, (NA) Natural, (WL) Walnut or (BK) Black stained wood frame option


Lead-Time: 4-5 Weeks.





Chair - Wood	Seat Type	Frame Color	Model	KFI Upholstery				Grade in Fabric / Vinyls							
				V	G1	G2	G3	A	B	C	D	E	F	G	H
	Upholstered	CY, MH NA,WL,BK	<b>4505-</b>	\$334	\$334	\$334	\$334	\$362	\$369	\$376	\$383	\$392	\$400	\$407	\$416
	Wood	CY,MH NA,WL,BK	<b>4505-</b>	<b>\$361 for Wood Seat</b>											

Barstool - Wood	Seat Type	Frame Color	Model	KFI Upholstery				Grade in Fabric / Vinyls							
				V	G1	G2	G3	A	B	C	D	E	F	G	H
	Upholstered	CY, MH NA,WL,BK	<b>BR4505-</b>	\$433	\$433	\$433	\$433	\$461	\$468	\$475	\$482	\$491	\$499	\$506	\$515
	Wood	CY,MH NA,WL,BK	<b>BR4505-</b>	<b>\$461 for Wood Seat</b>											

Chair - Wood	Seat Type	Frame Color	Model	KFI Upholstery				Grade in Fabric / Vinyls							
				V	G1	G2	G3	A	B	C	D	E	F	G	H
	Upholstered	CY, MH NA,WL,BK	<b>4523-</b>	\$350	\$350	\$350	\$350	\$378	\$385	\$392	\$399	\$408	\$416	\$423	\$432
	Wood	CY,MH NA,WL,BK	<b>4523-</b>	<b>\$377 for Wood Seat</b>											

Barstool - Wood	Seat Type	Frame Color	Model	KFI Upholstery				Grade in Fabric / Vinyls							
				V	G1	G2	G3	A	B	C	D	E	F	G	H
	Upholstered	CY, MH NA,WL,BK	<b>BR4523-</b>	\$441	\$441	\$441	\$441	\$469	\$476	\$483	\$490	\$499	\$507	\$514	\$523
	Wood	CY,MH NA,WL,BK	<b>BR4523-</b>	<b>\$469 for Wood Seat</b>											

Chair - Wood	Seat Type	Frame Color	Model	KFI Upholstery				Grade in Fabric / Vinyls							
				V	G1	G2	G3	A	B	C	D	E	F	G	H
	Upholstered	CY, MH NA,WL,BK	<b>4528-</b>	\$334	\$334	\$334	\$334	\$362	\$369	\$376	\$383	\$392	\$400	\$407	\$416
	Wood	CY,MH NA,WL,BK	<b>4528-</b>	<b>\$361 for Wood Seat</b>											

Barstool - Wood	Seat Type	Frame Color	Model	KFI Upholstery				Grade in Fabric / Vinyls							
				V	G1	G2	G3	A	B	C	D	E	F	G	H
	Upholstered	CY, MH NA,WL,BK	<b>BR4528-</b>	\$433	\$433	\$433	\$433	\$46	\$468	\$475	\$482	\$491	\$499	\$506	\$515
	Wood	CY,MH NA,WL,BK	<b>BR4528-</b>	<b>\$461 for Wood Seat</b>											

To Order: \_\_\_\_\_ - \_\_\_\_\_ - \_\_\_\_\_

Model #      Frame and/or Upholstery  
Color              Color

**Examples**

Upholstered Seat: 4505-CY-9202  
Wood Seat: 4505-CY

**DIMENSIONS**

Width 16.75"  
Depth 19.25"  
Height 33"  
Seat 16.5"W x 16.25"D  
Seat H 18"  
Back 16.25" x 12.5"

**SHIPPING INFORMATION**

Weight 16 lbs  
LTL 2 per carton- 24.5" x 18.5" x 37.25"- 9.6 CF  
UPS 2 per carton- 24.5" x 18.5" x 37.25"- 9.6 CF  
  
\*All pricing is FOB, Louisville, KY

**DIMENSIONS**

Width 16.5"  
Depth 17"  
Height 43.5"  
Seat 16.5"W x 16.25"D  
Seat H 30"  
Back 16" x 12"

**SHIPPING INFORMATION**

Weight 28 lbs  
LTL 1 per carton- 18.25" x 20" x 48" - 10.1 CF  
UPS 1 per carton- 18.25" x 20" x 48" - 10.1 CF  
  
\*All pricing is FOB, Louisville, KY

**DIMENSIONS**

Width 17"  
Depth 19.75"  
Height 33.5"  
Seat 17"W x 16"D  
Seat H 18"  
Back 17" x 15"

**SHIPPING INFORMATION**

Weight 16 lbs  
LTL 2 per carton- 24.5" x 18.5" x 37.25"- 9.6 CF  
UPS 2 per carton- 24.5" x 18.5" x 37.25"- 9.6 CF  
  
\*All pricing is FOB, Louisville, KY

**DIMENSIONS**

Width 16.75"  
Depth 18"  
Height 43.5"  
Seat 16.75"W x 16.25"D  
Seat H 30"  
Back 16" x 15"

**SHIPPING INFORMATION**

Weight 28 lbs  
LTL 1 per carton- 18.25" x 20" x 48" - 10.1 CF  
UPS 1 per carton- 18.25" x 20" x 48" - 10.1 CF  
  
\*All pricing is FOB, Louisville, KY

**DIMENSIONS**

Width 17.5"  
Depth 22.5"  
Height 34.5"  
Seat 17.5"W x 17.25"D  
Seat H 18"  
Back 16.5" x 16.75"

**SHIPPING INFORMATION**

Weight 16 lbs  
LTL 2 per carton- 24.5" x 18.5" x 37.25"- 9.6 CF  
UPS 2 per carton- 24.5" x 18.5" x 37.25"- 9.6 CF  
  
\*All pricing is FOB, Louisville, KY

Width 17.5"  
Depth 17.5"  
Height 43.5"  
Seat 17.5"W x 17.25"D  
Seat H 30"  
Back 16" x 15"

Weight 28 lbs  
LTL 1 per carton- 18.25" x 20" x 48" - 10.1 CF  
UPS 1 per carton- 18.25" x 20" x 48" - 10.1 CF  
  
\*All pricing is FOB, Louisville, KY

**Wood Seat Colors:**

(CY) Cherry  
(MH) Mahogany  
(NA) Natural  
(WL) Walnut  
(BK) Black

\*Additional colors available, call lead-time

**Upholstery:**

See page 102 for KFI Vinyl's and Fabrics  
See pages 103-112 for all Graded options

COM (Customers Own Material)- 0.5 yd per chair  
\* Use Grade 2 pricing

CAL133- Call for pricing

**Specifications and Features:**

100% European Beech Hardwood  
Side and Rear Leg Braces for added Strength  
100% virgin polyurethane foam-CAL TB 117  
White polyurethane glides  
ANSI-BIFMA Tested for 400 lbs



SIN# 71-308

**KFI**

www.kfiseating.com  
800-457-5073


# RYE - Wood, Cafe/Dining Chairs & Stools





\* Available with Upholstered or Wood Stained Seat

\* Available in (CY) Cherry, (MH) Mahogany, (NA) Natural, (WL) Walnut or (BK) Black stained wood frame option

\* Lead-Time: 4 - 5 Weeks

Chair	Seat Type	Frame Color	Model	KFI Upholstery				Grade in Fabric / Vinyls							
				V	G1	G2	G3	A	B	C	D	E	F	G	H
	Upholstered	CY, MH NA,WL,BK	<b>4510-</b>	\$370	\$370	\$370	\$370	\$398	\$405	\$412	\$419	\$428	\$436	\$443	\$452
	Wood	CY,MH NA,WL,BK	<b>4510-</b>	<b>\$405 for Wood Seat</b>											

Counter Height - 24" Seat Height	Seat Type	Frame Color	Model	KFI Upholstery				Grade in Fabric / Vinyls							
				V	G1	G2	G3	A	B	C	D	E	F	G	H
	Upholstered	CY, MH NA,WL,BK	<b>CT4510-</b>	\$483	\$483	\$483	\$483	\$513	\$518	\$525	\$532	\$541	\$549	\$558	\$565
	Wood	CY,MH NA,WL,BK	<b>CT4510-</b>	<b>\$521 for Wood Seat</b>											

Bar Height - 30" Seat Height	Seat Type	Frame Color	Model	KFI Upholstery				Grade in Fabric / Vinyls							
				V	G1	G2	G3	A	B	C	D	E	F	G	H
	Upholstered	CY, MH NA,WL,BK	<b>BR4510-</b>	\$464	\$464	\$464	\$464	\$492	\$499	\$506	\$513	\$522	\$530	\$537	\$546
	Wood	CY,MH NA,WL,BK	<b>BR4510-</b>	<b>\$502 for Wood Seat</b>											

To Order: \_\_\_\_\_

Model #      Frame and/ or Upholstery  
Color                  Color

**Examples**

Upholstered:      4510-MH-9202  
Wood:                  4510-MH

**DIMENSIONS**

**SHIPPING INFORMATION**

Width	17"	Weight	16 lbs
Depth	19"	LTL	2 per carton- 24.5" x 18.5" x 37.25" - 9.6 CF
Height	35"	UPS	2 per carton- 24.5" x 18.5" x 37.25" - 9.6 CF
Seat	17.25"W x 16.75"D		
Seat H	18"		
Back	16" x 16"		

\*All pricing is FOB, Louisville, KY

**DIMENSIONS**

**SHIPPING INFORMATION**

Width	17"	Weight	27 lbs
Depth	19"	LTL	1 per carton- 18.25" x 20" x 48" - 10.1 CF
Height	39"	UPS	1 per carton- 18.25" x 20" x 48" - 10.1 CF
Seat	17.25"W x 16.5"D		
Seat H	24"		
Back	16" x 14"H		

\*All pricing is FOB, Louisville, KY

**DIMENSIONS**

**SHIPPING INFORMATION**

Width	17"	Weight	28 lbs
Depth	19"	LTL	1 per carton- 18.25" x 20" x 48" - 10.1 CF
Height	45"	UPS	1 per carton- 18.25" x 20" x 48" - 10.1 CF
Seat	17.25"W x 16.5"D		
Seat H	30"		
Back	16" x 14"H		

\*All pricing is FOB, Louisville, KY

**Wood Seat Colors:**

(CY) Cherry  
(MH) Mahogany  
(NA) Natural  
(WL) Walnut  
(BK) Black

\*Additional colors available, call for lead-times

**Upholstery:**

See page 102 for KFI Vinyl's and Fabrics  
See pages 103-112 for all Graded options

COM (Customers Own Material)- 0.5 yd per chair  
\* Use Grade 2 pricing

CAL133- Call for pricing

**Specifications and Features:**

100% European Beech Hardwood  
Side and Rear Leg Braces for added Strength  
100% Virgin Polyurethane Foam-CAL TB 117  
White polyurethane glides  
ANSI-BIFMA tested for 400 lbs



SIN# 71-308


**KFI**  
www.kfiseating.com  
800-457-5073

# MODE Tables from KFI

Tables designed for cafe, break rooms, meeting/conference, collaborative areas and a variety of applications.




## Mode Table Shapes and Sizes




### Round

24" diameter  
30" diameter  
36" diameter  
42" diameter  
48" diameter



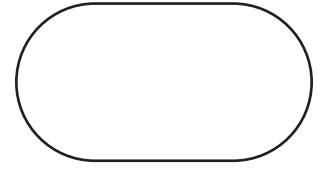
### Square

24" x 24"  
30" x 30"  
36" x 36"  
42" x 42"  
48" x 48"



### Rectangle

24" x 30"  
30" x 42"  
30" x 48"  
30" x 60"  
30" x 72"  
36" x 60"  
36" x 72"



### Racetrack

30" x 72"  
36" x 72"

## Top Specifications

### 1.25" High Pressure Laminate with t-mold edge

27 Standard Wilsonart Colors

\*All Wilsonart laminates available with extended lead-times. Please call for pricing & details

## Base Specifications

Solid steel - .5" thick floor plate 17" or 22" RD & SQ

Cast iron in X-style, Arched or Round

3" diameter 16 gauge steel column

Silver & Black powder-coated finish

10" Spider, Adjustable glides

### Available Heights

Occasional	17"
Cafe	29"
Counter	36"
Bar	41"

## 2-3 Days Ship Times:

Round - 30", 36", 42"

HPL - Natural, Medium Oak, Walnut, Mahogany, Grey Nebula, Graphite Nebula, Crisp Linen

Square - 36", 42"

HPL - Medium Oak, Grey Nebula

Bases - B2015, B2115, B1917, B2025, B2125, B1922

All others 2-3 Week Ship times

## Laminates & Edgeband Colors

### Wood grains

7949K-18	Asian Night
7806-60	Banister ( <b>Med Oak</b> )
7850-60	Beigewood
7924-60	Biltmore Cherry
7933K-07	Cafelle
7040-60	Fg. ( <b>Mahogany</b> )
10734-60	Maple ( <b>Natural</b> )
7110-60	Montana ( <b>Walnut</b> )
7937-38	River Cherry
7960K-18	Studio Teak
7966K-12	5th Avenue Elm

### Patterns

7962K-18	Aloe
4820-60	Carbon Evolve
4944-38	Casual Linen
4943-38	Classic Linen
4942-38	Crisp Linen
4623-60	Graphite Nebula
4622-60	Grey Nebula
4651-60	Navy Legacy
4860K-07	Silver Alchemy
4621-60	White Nebula

### Solids

1572-60	Antique White
D354-60	Designer White
D495-60	Coffee Bean
1595-60	Black
D90-60	North Sea ( <b>Grey</b> )
D91-60	Slate Grey

### Edgeband colors:

(BK) Black  
(WH) White  
(GY) Grey  
(BR) Brown

## Base Styles

X-BASE  
(cast iron)



B2015 - 22"x22"  
B2025 - 30"x30"  
B2033 - 33"x33"

ARCHED BASE  
(cast iron)



B2115 - 22"x22"  
B2125 - 30"x30"

ROUND BASE  
(cast iron)



B1917 - 17" Dia  
B1922 - 22" Dia  
B1930 - 30" Dia

T-LEGS (2ea)  
(cast iron)



B2065 - 22" (Straight)  
B2165 - 22" (Arched)

ROUND BASE  
(steel plate)



B5217RD - 17" Diameter  
B5222RD - 22" Diameter

SQUARE BASE  
(steel plate)



B5217SQ - 17" x 17"  
B5222SQ - 22" x 22"

\*All bases available in black or silver powder-coat

To Order: \_\_\_\_\_

Top Model #	Base Style	Base Color	Top Color	T-Mold Color
-------------	------------	------------	-----------	--------------

## Examples

T36RD-B2025-NA-BK  
T36RD-B2025SL-38-WL-BK



# MODE Tables from KFI

## 24"



**24" Round**



**24" Square**

Choose base style & table height  
All pricing includes top & base

### SHIPPING INFORMATION

LTL 1 per carton- 39.25" x 42.25" x 5"- 4.8 CF  
UPS 1 per carton- 39.25" x 42.25" x 5"- 4.8 CF  
Freight Class 85

\*All pricing is FOB, Louisville, KY

Top Model No.	Base Model No.	Base Style	Base Color	Ship Weight	Occasional 17"	Cafe Ht 29"	Counter Ht 36"	Bar Ht 41"
<b>T24RD-</b> (Round)  or <b>T24SQ-</b> (Square)	<b>B2015</b>	X-Base	Black	35 lb	\$363	\$316	\$363	\$363
	<b>B2115</b>	Arched	Black	38 lb	\$394	\$347	\$394	\$394
	<b>B1917</b>	Round	Black	38 lb	\$420	\$373	\$420	\$420
	<b>B2015SL</b>	X-Base	Silver	35 lb	\$425	\$378	\$425	\$425
	<b>B2115SL</b>	Arched	Silver	38 lb	\$456	\$409	\$456	\$456
	<b>B1917SL</b>	Round	Silver	38 lb	\$482	\$435	\$482	\$482
	<b>B5217RD</b>	Round	Black	65 lb	\$518	\$471	\$518	\$518
	<b>B5217SQ</b>	Square	Black	72 lb	\$518	\$471	\$518	\$518
	<b>B5217RDSL</b>	Round	Silver	65 lb	\$580	\$533	\$580	\$580
	<b>B5217SQSL</b>	Square	Silver	72 lb	\$580	\$533	\$580	\$580

## 30"



**30" Round**



**30" Square**

Choose base style & table height  
All pricing includes top & base

### SHIPPING INFORMATION

LTL 1 per carton- 39.25" x 42.25" x 5"- 4.8 CF  
UPS 1 per carton- 39.25" x 42.25" x 5"- 4.8 CF  
Freight Class 85

\*All pricing is FOB, Louisville, KY

Top Model No.	Base Model No.	Base Style	Base Color	Ship Weight	Occasional 17"	Cafe Ht 29"	Counter Ht 36"	Bar Ht 41"
<b>T30RD-</b> (Round)  or <b>T30SQ-</b> (Square)	<b>B2015</b>	X-Base	Black	58 lb	\$412	\$365	\$412	\$412
	<b>B2115</b>	Arched	Black	61 lb	\$441	\$394	\$441	\$441
	<b>B1917</b>	Round	Black	61 lb	\$471	\$424	\$471	\$471
	<b>B2015SL</b>	X-Base	Silver	58 lb	\$474	\$427	\$474	\$474
	<b>B2115SL</b>	Arched	Silver	61 lb	\$503	\$456	\$503	\$503
	<b>B1917SL</b>	Round	Silver	61 lb	\$533	\$486	\$533	\$533
	<b>B5217RD</b>	Round	Black	88 lb	\$565	\$518	\$565	\$565
	<b>B5217SQ</b>	Square	Black	95 lb	\$565	\$518	\$565	\$565
	<b>B5217RDSL</b>	Round	Silver	88 lb	\$627	\$580	\$627	\$627
	<b>B5217SQSL</b>	Square	Silver	95 lb	\$627	\$580	\$627	\$627

To Order: \_\_\_\_\_

Top Model #    Base Style    Base Color    Top Color    T-Mold Color

### Examples

T36RD-B2025-NA-BK  
T36RD-B2025SL-38-WL-BK

# MODE Tables from KFI



36"



36" Round



36" Square

Choose base style & table height  
All pricing includes top & base

### SHIPPING INFORMATION

LTL 1 per carton- 39.25" x 42.25" x 5" - 4.8 CF  
UPS 1 per carton- 39.25" x 42.25" x 5" - 4.8 CF  
Freight Class 85

\*All pricing is FOB, Louisville, KY

Top Model No.	Base Model No.	Base Style	Base Color	Ship Weight	Occasional 17"	Cafe Ht 29"	Counter Ht 36"	Bar Ht 41"
T36RD- (Round)  or T36SQ- (Square)	B2025	X-Base	Black	69 lb	\$453	\$406	\$453	\$453
	B2125	Arched	Black	73 lb	\$501	\$454	\$501	\$501
	B1922	Round	Black	73 lb	\$517	\$467	\$517	\$517
	B2025SL	X-Base	Silver	73 lb	\$515	\$468	\$515	\$515
	B2125SL	Arched	Silver	69 lb	\$463	\$516	\$463	\$463
	B1922SL	Round	Silver	73 lb	\$555	\$508	\$555	\$555
	B5222RD	Round	Black	115 lb	\$716	\$669	\$716	\$716
	B5222SQ	Square	Black	124 lb	\$716	\$669	\$716	\$716
	B5222RDSL	Round	Silver	115 lb	\$778	\$731	\$778	\$778
	B5222SQSL	Square	Silver	124 lb	\$778	\$731	\$778	\$778

42"



42" Round



42" Square

Choose base style & table height  
All pricing includes top & base

### SHIPPING INFORMATION

LTL 1 per carton- 45" x 49" x 5" - 6.4 CF  
Freight Class 85

\*All pricing is FOB, Louisville, KY

Top Model No.	Base Model No.	Base Style	Base Color	Ship Weight	Occasional 17"	Cafe Ht 29"	Counter Ht 36"	Bar Ht 41"
T42RD- (Round)  or T42SQ- (Square)	B2025	X-Base	Black	78 lb	\$539	\$492	\$539	\$539
	B2125	Arched	Black	89 lb	\$584	\$537	\$584	\$584
	B1922	Round	Black	89 lb	\$608	\$561	\$608	\$608
	B2025SL	X-Base	Silver	78 lb	\$601	\$554	\$601	\$601
	B2125SL	Arched	Silver	89 lb	\$647	\$599	\$647	\$647
	B1922SL	Round	Silver	89 lb	\$670	\$623	\$670	\$670
	B5222RD	Round	Black	131 lb	\$807	\$760	\$807	\$807
	B5222SQ	Square	Black	140 lb	\$807	\$760	\$807	\$807
	B5222RDSL	Round	Silver	131 lb	\$869	\$822	\$869	\$869
	B5222SQSL	Square	Silver	140 lb	\$869	\$822	\$869	\$869

To Order: \_\_\_\_\_

Top Model #    Base Style    Base Color    Top Color    T-Mold Color

### Examples

T36RD-B2025-NA-BK  
T36RD-B2025SL-38-WL-BK

# MODE Tables from KFI

48"



48" Round



48" Square

Choose base style & table height  
All pricing includes top & base

### SHIPPING INFORMATION

LTL 1 per carton- 54.5" x 51.5" x 5"- 8.1 CF  
Freight Class 85  
\*All pricing is FOB, Louisville, KY

Top Model No.	Base Model No.	Base Style	Base Color	Ship Weight	Cafe Ht 29"	Counter Ht 36"	Bar Ht 41"
T48RD- (Round) or T48SQ- (Square)	B2033	X-Base	Black	105 lb	\$624	\$671	\$671
	B1930	Round	Black	105 lb	\$733	\$780	\$780
	B2033SL	X-Base	Silver	105 lb	\$686	\$733	\$733
	B1930SL	Round	Silver	105 lb	\$795	\$842	\$842

24" x 30"



24" x 30" Rectangle

Choose base style & table height  
All pricing includes top & base

### SHIPPING INFORMATION

LTL 1 per carton- 39.25" x 42.25" x 5"- 4.8 CF  
UPS 1 per carton- 39.25" x 42.25" x 5"- 4.8 CF  
Freight Class 85  
\*All pricing is FOB, Louisville, KY

Top Model No.	Base Model No.	Base Style	Base Color	Ship Weight	Cafe Ht 29"	Counter Ht 36"	Bar Ht 41"
T2430-	B2015	X-Base	Black	42 lb	\$345	\$392	\$392
	B2115	Arched	Black	45 lb	\$377	\$424	\$424
	B1917	Round	Black	45 lb	\$404	\$451	\$451
	B2015SL	X-Base	Silver	42 lb	\$407	\$454	\$454
	B2115SL	Arched	Silver	45 lb	\$439	\$486	\$486
	B1917SL	Round	Silver	45 lb	\$466	\$513	\$513
	B5217RD	Round	Black	72 lb	\$500	\$547	\$547
	B5217SQ	Square	Black	79 lb	\$500	\$547	\$547
	B5217RDSL	Round	Silver	72 lb	\$562	\$609	\$609
	B5217SQSL	Square	Silver	79 lb	\$562	\$609	\$609

To Order: \_\_\_\_\_

Top Model #    Base Style    Base Color    Top Color    T-Mold Color

### Examples

T36RD-B2025-NA-BK  
T36RD-B2025SL-38-WL-BK

# MODE Tables from KFI

30" x 42"



30" x 42" Rectangle

Choose base style & table height  
All pricing includes top & base

## SHIPPING INFORMATION

LTL 1 per carton- 39.25" x 42.25" x 5"- 4.8 CF  
UPS 1 per carton- 39.25" x 42.25" x 5"- 4.8 CF  
Freight Class 85  
All pricing is FOB, Louisville, KY

Top Model No.	Base Model No.	Base Style	Base Color	Ship Weight	Cafe Ht 29"	Counter Ht 36"	Bar Ht 41"
<b>T3042-</b>	<b>B2099</b>	X-Base	Black	65 lbs	\$449	\$546	\$546
	<b>B2165</b>	T-Legs (2ea)	Black	65 lbs	\$518	\$565	\$565
	<b>B2099SL</b>	X-Base	Silver	65 lbs	\$511	\$558	\$558
	<b>B2165SL</b>	T-Legs (2ea)	Silver	65 lbs	\$642	\$689	\$689
	<b>B5222RD</b>	Round	Black	107 lbs	\$712	\$759	\$759
	<b>B5222SQ</b>	Square	Black	116 lbs	\$712	\$759	\$759
	<b>B5222RDSL</b>	Round	Silver	107 lbs	\$744	\$806	\$806
	<b>B5222SQSL</b>	Square	Silver	116 lbs	\$744	\$806	\$806

30" x 48"



30" x 48" Rectangle

Choose base style & table height  
All pricing includes top & base

## SHIPPING INFORMATION

LTL 1 per carton- 45" x 53" x 5"- 6.8 CF  
Freight Class 85  
\*All pricing is FOB, Louisville, KY

Top Model No.	Base Model No.	Base Style	Base Color	Ship Weight	Cafe Ht 29"	Counter Ht 36"	Bar Ht 41"
<b>T3048-</b>	<b>B2065</b>	T-Legs (2ea)	Black	77 lbs	\$548	\$642	\$642
	<b>B2165</b>	T-Legs (2ea)	Black	79 lbs	\$572	\$666	\$666
	<b>B2065SL</b>	T-Legs (2ea)	Silver	77lbs	\$675	\$769	\$769
	<b>B2165SL</b>	T-Legs (2ea)	Silver	79 lbs	\$696	\$790	\$790

30" x 60"



30" x 60" Rectangle

Choose base style & table height  
All pricing includes top & base

## SHIPPING INFORMATION

LTL 1 per carton- 42.5" x 78.5" x 5"- 7 CF  
Freight Class 85  
\*All pricing is FOB, Louisville, KY

Top Model No.	Base Model No.	Base Style	Base Color	Ship Weight	Cafe Ht 29"	Counter Ht 36"	Bar Ht 41"
<b>T3060-</b>	<b>B2065</b>	T-Legs (2ea)	Black	87 lbs	\$661	\$755	\$755
	<b>B2165</b>	T-Legs (2ea)	Black	89 lbs	\$686	\$780	\$780
	<b>B2065SL</b>	T-Legs (2ea)	Silver	87 lbs	\$785	\$879	\$879
	<b>B2165SL</b>	T-Legs (2ea)	Silver	89 lbs	\$810	\$904	\$904

To Order: \_\_\_\_\_

Top Model #    Base Style    Base Color    Top Color    T-Mold Color

### Examples

T36RD-B2025-NA-BK  
T36RD-B2025SL-38-WL-BK

# MODE Tables from KFI

30" x 72"



T3072RA - Rectangle



T3072RK - Racetrack

Choose base style & table height  
All pricing includes top & base

**SHIPPING INFORMATION**

LTL 1 per carton- 42.5" x 78.5" x 5"- 7 CF  
Freight Class 85

All pricing is FOB, Louisville, KY

Top Model No.	Base Model No.	Base Style	Base Color	Ship Weight	Cafe Ht 29"	Counter Ht 36"	Bar Ht 41"
<b>T3072RA- or T3072RK</b>	<b>B2015</b>	X-Base	Black	109 lbs	\$768	\$862	\$862
	<b>B2115</b>	Arched	Black	113 lbs	\$836	\$930	\$930
	<b>B1917</b>	Round	Black	119 lbs	\$890	\$984	\$984
	<b>B2015SL</b>	X-Base	Silver	109 lbs	\$891	\$985	\$985
	<b>B2115SL</b>	Arched	Silver	113 lbs	\$960	\$1054	\$1054
	<b>B1917SL</b>	Round	Silver	119 lbs	\$1014	\$1108	\$1108
	<b>B5217RD</b>	Round	Black	163 lbs	\$1078	\$1172	\$1172
	<b>B5217SQ</b>	Square	Black	177 lbs	\$1078	\$1172	\$1172
	<b>B5217RDSL</b>	Round	Silver	163 lbs	\$1202	\$1296	\$1296
	<b>B5217SQSL</b>	Square	Silver	177 lbs	\$1202	\$1296	\$1296

36" x 72"



T3672RA - Rectangle



T3672RK - Racetrack

Choose base style & table height  
All pricing includes top & base

**SHIPPING INFORMATION**

LTL 1 per carton- 42.5" x 78.5" x 5"- 7 CF  
Freight Class 85

All pricing is FOB, Louisville, KY

Top Model No.	Base Model No.	Base Style	Base Color	Ship Weight	Cafe Ht 29"	Counter Ht 36"	Bar Ht 41"
<b>T3672RA- or T3672RK</b>	<b>B2025</b>	X-Base	Black	109 lbs	\$823	\$917	\$917
	<b>B2125</b>	Arched	Black	113 lbs	\$916	\$1010	\$1010
	<b>B1922</b>	Round	Black	119 lbs	\$954	\$1048	\$1048
	<b>B2025SL</b>	X-Base	Silver	109 lbs	\$947	\$1041	\$1041
	<b>B2125SL</b>	Arched	Silver	113 lbs	\$1040	\$1134	\$1134
	<b>B1922SL</b>	Round	Silver	119 lbs	\$1078	\$1172	\$1172
	<b>B5222RD</b>	Round	Black	193 lbs	\$1133	\$1227	\$1227
	<b>B5222SQ</b>	Square	Black	211 lbs	\$1133	\$1227	\$1227
	<b>B5222RDSL</b>	Round	Silver	193 lbs	\$1257	\$1351	\$1351
	<b>B5222SQSL</b>	Square	Silver	211 lbs	\$1257	\$1351	\$1351

To Order: \_\_\_\_\_

Top Model #    Base Style    Base Color    Top Color    T-Mold Color

**Examples**

T36RD-B2025-NA-BK  
T36RD-B2025SL-38-WL-BK

## Fuse Tables from KFI

Tables designed for cafe, break rooms, meeting/conference, collaborative areas and a variety of applications.

High Pressure Laminate with matching 3MM PVC edge. 27 Designer Wilsonart colors ship in 2-3 weeks. All Wilsonart and Formica available at extended lead-time.



### Fuse Tops and Bases Sold Separately

#### Top Specifications:

##### **1.25" High Pressure Laminate with matching 3mm PVC edge**

Core is 45# M3 industrial strength density particle board

Wilson Art #203 Brown phenolic backer.

27 Wilsonart Designer Colors

All Wilsonart & Formica are available with extended lead-times.  
Call for details

##### **Lead-Time 2-3 weeks**

#### Base Specifications:

##### **Available in 3 styles-**

1. Steel Plate in Round & Square; Silver or Black powder-coat
2. Stainless Steel - Round
3. Cast Iron Bases in Silver or Black powder-coat

##### All columns:

3" diameter 16 gauge steel column

10" Spider - Up to 36"

18" Spider- 42" and over

Adjustable glides

##### Available Heights

Occasional 17"

Cafe 29"


Counter 36"

Bar 41"

##### **Lead-Time 2-3 weeks**

# Fuse Tables from KFI

## Fuse Table Shapes and Sizes



### Round

24" diameter  
30" diameter  
36" diameter  
42" diameter  
48" diameter



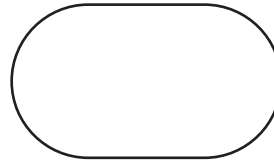
### Square

24" x 24"  
30" x 30"  
36" x 36"  
42" x 42"  
48" x 48"



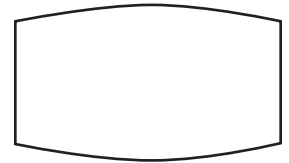
### Rectangle

30" x 42"  
30" x 72"  
30" x 84"  
30" x 96"  
36" x 60"  
36" x 72"  
36" x 84"  
36" x 96"  
42" x 84"  
42" x 96"



### Racetrack

30" x 72"  
30" x 84"  
30" x 96"  
36" x 60"  
36" x 72"  
36" x 84"  
36" x 96"  
42" x 84"  
42" x 96"



### Boat

36" x 72"  
36" x 84"  
36" x 96"  
42" x 84"  
42" x 96"

## Laminates & 3mm PVC edge colors

### Solids

1572-60 Antique White  
1573-60 Frosty White  
1595-60 Black  
D50-60 Khaki  
D90-60 North Sea  
D91-60 Slate Gray  
D96-60 Shadow  
D354-60 Designer White  
D381-60 Fashion Gray  
D439-60 Wallaby

### Wood Grains

7054-60 Wild Cherry  
10776-60 Kensington Maple  
7946-38 Brazilwood  
7937-38 River Cherry  
7965K-12 Walnut Heights  
7933K-07 Cafelle  
7122K-07 Empire Mahogany  
7960K-18 Studio Teak  
7949K-18 Asian Night  
7943-7 Columbian Walnut

### Patterns

4621-60 White Nebula  
4654-60 Olive Legacy  
4674-60 Evening Tiger  
4783-60 White Tiger  
4820-60 Carbon Evolve  
4841-60 Desert Zephyr  
4845-60 Twilite Zephyr

**Any combination of laminate & edges may be used - unless specified a matching edge will be used.**

**All Wilsonart Laminate available as special order. Call for details.**

### Grommets

**Round - Model # (-GRD) \$60 List**

**Rectangle - Model # (-GRT) \$60 List**

\* Grommet is placed in center of tables.

\* Available on tables with 2 bases only



To Order: \_\_\_\_\_

Model #	Base Style	Base Color	Top Color	Edge Color
---------	------------	------------	-----------	------------

### EXAMPLES:

T36RD-B5222RDSL-D354-60

(36" Round table, Round Steel base-Silver, Designer White top-matching edge)

T4284-B5222SQBK-36-D439-60-GRT

(42" x 84" table, Square Steel base-Black, 36" Counter Height, Wallaby top-matching edge, Rectangle Grommet)

## Fuse Table Tops

Top Description	Model #	Ship Wt.	Cubes	Freight Class	List Price
24" Diameter	<b>F24RD</b>	22 lbs	2.7	85	\$375
30" Diameter	<b>F30RD</b>	31 lbs	2.7	85	\$425
36" Diameter	<b>F36RD</b>	42 lbs	3.7	85	\$500
42" Diameter	<b>F42RD</b>	56 lbs	4.8	85	\$630
48" Diameter	<b>F48RD</b>	75 lbs	8.1	85	\$725
24" Square	<b>F24SQ</b>	27 lbs	2.7	85	\$250
30" Square	<b>F30SQ</b>	38 lbs	2.7	85	\$325
36" Square	<b>F36SQ</b>	52 lbs	3.7	85	\$375
42" Square	<b>F42SQ</b>	72 lbs	4.8	85	\$540
48" Square	<b>F48SQ</b>	90 lbs	8.1	85	\$620
30"D x 42"W Rectangular	<b>F3042RECT</b>	46 lbs	4.0	85	\$460
30"D x 72"W Rectangular 30"D x 72"W Racetrack 30"D x 72"W Boat	<b>F3072RECT</b> <b>F3072RACE</b> <b>F3072BOAT</b>	85 lbs	6.8	85	\$600 \$775 NA
30"D x 84"W Rectangular 30"D x 84"W Racetrack 30"D x 84"W Boat	<b>F3084RECT</b> <b>F3084RACE</b> <b>F3084BOAT</b>	100 lbs	8.8	85	\$700 \$850 NA
30"D x 96"W Rectangular 30"D x 96"W Racetrack 30"D x 96"W Boat	<b>F3096RECT</b> <b>F3096RACE</b> <b>F3096BOAT</b>	110 lbs	8.8	85	\$740 \$875 NA
36"D x 60"W Rectangular 36"D x 60"W Racetrack 36"D x 60"W Boat	<b>F3660RECT</b> <b>F3660RACE</b> <b>F3660BOAT</b>	85 lbs	6.8	85	\$600 \$775 NA
36"D x 72"W Rectangular 36"D x 72"W Racetrack 36"D x 72"W Boat	<b>F3672RECT</b> <b>F3672RACE</b> <b>F3672BOAT</b>	105 lbs	6.8	85	\$675 \$850 \$850
36"D x 84"W Rectangular 36"D x 84"W Racetrack 36"D x 84"W Boat	<b>F3684RECT</b> <b>F3684RACE</b> <b>F3684BOAT</b>	120 lbs	8.8	85	\$800 \$1025 \$1025
36"D x 96"W Rectangular 36"D x 96"W Racetrack 36"D x 96"W Boat	<b>F3696RECT</b> <b>F3696RACE</b> <b>F3696BOAT</b>	130 lbs	8.8	85	\$850 \$1050 \$1050
42"D x 84"W Rectangular 42"D x 84"W Racetrack 42"D x 84"W Boat	<b>F4284RECT</b> <b>F4284RACE</b> <b>F4284BOAT</b>	135 lbs	10.0	85	\$975 \$1175 \$1175
42"D x 96"W Rectangular 42"D x 96"W Racetrack 42"D x 96"W Boat	<b>F4296RECT</b> <b>F4296RACE</b> <b>F4296BOAT</b>	160 lbs	11.3	85	\$1025 \$1225 \$1225










# Fuse Table Bases

Available in Black, Silver or Stainless Steel

Some assembly required

## Base Styles

<b>X-BASE</b> (cast iron)	<b>ARCHED BASE</b> (cast iron)	<b>ROUND BASE</b> (cast iron)	<b>T-LEGS (2ea)</b> (cast iron)	<b>ROUND BASE</b> (steel plate)	<b>SQUARE BASE</b> (steel plate)	<b>ROUND BASE</b> (Stainless Steel)
						
B2015 - 22"x22" B2025 - 30"x30" B2033 - 33"x33"	B2115 - 22"x22" B2125 - 30"x30"	B1917 - 17" Dia B1922 - 22" Dia B1930 - 30" Dia	B2065 - 22" (Straight) B2165 - 22" (Arched)	B5217RD - 17" Dia B5222RD - 22" Dia	B5217SQ - 17" x 17" B5222SQ - 22" x 22"	BJ11918SS - 18" Dia BJ11922SS - 22" Dia BJ11928SS - 28" Dia

## Cast Iron Bases (Black and Silver):

Base Description	Model#	Ship Wt Each	Cubes	Freight Class	Occasional Ht 17" List Price	Cafe Ht 29" List Price	Counter Ht 36" List Price	Bar Ht 41" List Price
22" x 22" X-Base fits tops- 30"	<b>B2015</b>	11 lbs	.64	125	\$197	\$150	\$197	\$197
30" x 30" X-Base fits tops- 36" & 42"	<b>B2025</b>	15 lbs	.76	125	\$220	\$173	\$220	\$220
33" x 33" X-Base fits tops- 42" & 48"	<b>B2033</b>	19 lbs	1.74	125	\$265	\$218	\$265	\$265
22" x 22" Arched Base fits tops- 30"	<b>B2115</b>	14 lbs	.66	125	\$225	\$178	\$225	\$225
30" x 30" Arched Base fits tops- 36" & 42"	<b>B2125</b>	18 lbs	.95	125	\$260	\$213	\$260	\$260
17" Round Base fits tops- 30"	<b>B1917</b>	17 lbs	1.2	125	\$250	\$203	\$250	\$250
22" Round Base fits tops- 30", 36" & 42"	<b>B1922</b>	29 lbs	1.54	125	\$276	\$229	\$276	\$276
30" Round Base fits tops- 42" & 48"	<b>B1930</b>	45 lbs	1.65	125	\$375	\$328	\$375	\$375

## Steel Bases (Black and Silver):

Base Description	Model#	Ship Wt Each	Cubes	Freight Class	Occasional Ht 17" List Price	Cafe Ht 29" List Price	Counter Ht 36" List Price	Bar Ht 41" List Price
17" Round Steel Base fits tops- 24" & 30"	<b>B5217RD</b>	85 lbs	6.8	125	\$349	\$302	\$349	\$349
22" Round Steel Base fits tops- 36" & 42"	<b>B5222RD</b>	100 lbs	8.8	125	\$483	\$436	\$483	\$483
17" Square Steel Base fits tops- 24" & 30"	<b>B5217SQ</b>	110 lbs	8.8	125	\$349	\$302	\$349	\$349
22" Square Steel Base fits tops- 36" & 42"	<b>B5222SQ</b>	85 lbs	6.8	125	\$483	\$436	\$483	\$483

## Stainless Steel Bases:

Base Description	Model#	Ship Weight Each	Cubes	Freight Class	Cafe Ht 29" List Price	Counter Ht 36" List Price	Bar Ht 41" List Price
18" Round Stainless Steel Base fits tops- 24" & 30"	<b>BJ11918SS</b>	85 lbs	6.8	125	\$554	NA	\$615
22" Round Stainless Steel Base fits- 36" & 42"	<b>BJ11922SS</b>	100 lbs	8.8	125	\$682	NA	\$743
28" Round Stainless Steel Base fits tops- 42"	<b>BJ11928SS</b>	110 lbs	8.8	125	\$1163	NA	\$1132

## Urban Loft Collection- Tables

Add the warmth of solid wood to your work or break areas. These wood tops have the unique characteristics of vintage /distressed wood with knots, wood filler & unlevel surfaces. Tops hand stained giving each a natural variation in color and texture.



The top coat is a UV cured, water base finish. This technology minimizes hazardous air pollutants without sacrificing durability & performance. It's resistant to spills, stains, water and abrasions yet eco-friendly and formaldehyde free.



### Urban Loft Tops and Bases Sold Separately

#### Top Specifications and Features:

1-1/4" Solid Poplar Heartwood  
Hand stained finish in a Vintage,  
Distressed Look & Feel  
UV cured, water base finish

#### COLORS:

Natural-  
Espresso-  
Barnwood-

#### Order #

LFT-NA  
LFT-ES  
LFT-BN

#### Base Specifications

Available in 3 styles-

1. Steel Plate in Round & Square; Silver or Black powder-coat
2. Stainless Steel - Round
3. Cast Iron Bases in Silver or Black powder-coat

#### All columns:

3" diameter 16 gauge steel column  
10" Spider - Up to 36"  
18" Spider- 42" and over  
Adjustable glides

#### Available Heights

Cafe 29"  
Counter 36"  
Bar 41"

Lead-Time: 2-3 Weeks

#### Ship Times:

#### **2-3 Days Ship Times:**

Square - 30", 36", 42"  
Natural, Barnwood & Espresso  
Bases - B2015, B2115, B1917, B2025,  
B2125, B1922

**All others 3-4 weeks**

To Order: \_\_\_\_\_


Top Model #	Base Style	Base Color	Top Color
-------------	------------	------------	-----------

#### **Examples**


T36RD-B2025-LFT-NA  
T36RD-B2025SL-38-LFT-NA

# Urban Loft Collection- Tables

## Urban Loft Shapes and Sizes





**Square**  
30" x 30"  
36" x 36"  
42" x 42"



**Round**  
30" diameter  
36" diameter  
42" diameter



**Rectangle**  
30" x 42"  
30" x 72"  
30" x 96"  
36" x 72"



### Product Care & Maintenance for KFI Solid Wood Tops

#### **Characteristics of Wood Distressed Top include:**

Knots, Indentations, Screw or Nail Holes, Uneven Surfaces and Worm Holes may be visible. This is not a manufacturer defect and not covered under warranty. Solid wood surfaces are subject to denting and scratching if not properly cared for. Wood tops are made from several wood planks of the same wood species. Due to natural wood variations, tops will have many color, textural and tone variations. Natural wood may darken with exposure to sunlight and age. These are not considered defects and not covered under warranty.

#### **Humidity Control:**

For wood tops, humidity levels should be consistently between 30% - 50%. Fluctuations in humidity causes wood to expand and contract and may cause warpage and finish problems. If you experience movement, your product could be damaged due to excessive moisture / humidity. This is not covered under warranty.

#### **Cleaning:**

KFI's Wood tops are sealed with an eco-friendly water based UV Cured Finish. This finish is formulated without heavy metals and is formaldehyde free. Our durable coating is resist to spills and stains. However, spills should be cleaned immediately. Avoid hot products on surface. Clean spills with mild soap and water. Avoid harsh or abrasive cleaning materials.

# Urban Loft Wood Table Tops



## Tops:

1-1/4" Solid Poplar Heartwood  
Round, Square & Rectangle

Vintage, Distressed Look & Feel



Top Description	Model #	Ship Wt.	Cubes	Freight Class	List Price
30" Diameter	<b>T30RD-</b>	31 lbs	4.83	85	\$375
36" Diameter	<b>T36RD-</b>	42 lbs	4.83	85	\$500
42" Diameter	<b>T42RD-</b>	56 lbs	6.38	85	\$625



Top Description	Model #	Ship Wt.	Cubes	Freight Class	List Price
30" x 30"	<b>T30SQ-</b>	27 lbs	4.83	85	\$375
36" x 36"	<b>T36SQ-</b>	38 lbs	4.83	85	\$500
42" x 42"	<b>T42SQ-</b>	52 lbs	4.83	85	\$625



Top Description	Model #	Ship Wt.	Cubes	Freight Class	List Price
30" D x 42"W Rectangular	<b>T3042-</b>	51 lbs	4.0	85	\$475
30" D x 72"W Rectangular	<b>T3072-</b>	85 lbs	6.8	85	\$925
30" D x 96"W Rectangular	<b>T3096-</b>	110 lbs	8.8	85	\$1250
36" D x 72"W Rectangular	<b>T3672-</b>	105 lbs	6.8	85	\$1100

To Order: \_\_\_\_\_

Top Model #

Base  
Style

Base  
Color

Top  
vColor

T-Mold  
Color

### Examples








T36SQ-B2025-LFT-NA  
T36SQ-B2025SL-38-LFT-NA

# Urban Loft Bases

Available in Black, Silver or Stainless Steel

Some assembly required

## Base Styles

<p>X-BASE (cast iron)</p>  <p>B2015 - 22"x22" B2025 - 30"x30" B2033 - 33"x33"</p>	<p>ARCHED BASE (cast iron)</p>  <p>B2115 - 22"x22" B2125 - 30"x30"</p>	<p>ROUND BASE (cast iron)</p>  <p>B1917 - 17" Dia B1922 - 22" Dia B1930 - 30" Dia</p>	<p>T-LEGS (2ea) (cast iron)</p>  <p>B2065 - 22" (Straight) B2165 - 22" (Arched)</p>	<p>ROUND BASE (steel plate)</p>  <p>B5217RD - 17" Dia B5222RD - 22" Dia</p>	<p>SQUARE BASE (steel plate)</p>  <p>B5217SQ - 17" x 17" B5222SQ - 22" x 22"</p>	<p>ROUND BASE (Stainless Steel)</p>  <p>BJI1918SS - 18" Dia BJI1922SS - 22" Dia BJI1928SS - 28" Dia</p>
--	---	--	--	---	---	--

## Cast Iron Bases (Black and Silver):

Base Description	Model#	Ship Wt Each	Cubes	Freight Class	Occasional Ht 17" List Price	Cafe Ht 29" List Price	Counter Ht 36" List Price	Bar Ht 41" List Price
22" x 22" X-Base fits tops- 30"	<b>B2015</b>	11 lbs	.64	125	\$197	\$150	\$197	\$197
30" x 30" X-Base fits tops- 36" & 42"	<b>B2025</b>	15 lbs	.76	125	\$220	\$173	\$220	\$220
33" x 33" X-Base fits tops- 42" & 48"	<b>B2033</b>	19 lbs	1.74	125	\$265	\$218	\$265	\$265
22" x 22" Arched Base fits tops- 30"	<b>B2115</b>	14 lbs	.66	125	\$225	\$178	\$225	\$225
30" x 30" Arched Base fits tops- 36" & 42"	<b>B2125</b>	18 lbs	.95	125	\$260	\$213	\$260	\$260
17" Round Base fits tops- 30"	<b>B1917</b>	17 lbs	1.2	125	\$250	\$203	\$250	\$250
22" Round Base fits tops- 30", 36" & 42"	<b>B1922</b>	29 lbs	1.54	125	\$276	\$229	\$276	\$276
30" Round Base fits tops- 42" & 48"	<b>B1930</b>	45 lbs	1.65	125	\$375	\$328	\$375	\$375

## Steel Bases (Black and Silver):

Base Description	Model#	Ship Wt Each	Cubes	Freight Class	Occasional Ht 17" List Price	Cafe Ht 29" List Price	Counter Ht 36" List Price	Bar Ht 41" List Price
17" Round Steel Base fits tops- 24" & 30"	<b>B5217RD</b>	85 lbs	6.8	125	\$349	\$302	\$349	\$349
22" Round Steel Base fits tops- 36" & 42"	<b>B5222RD</b>	100 lbs	8.8	125	\$483	\$436	\$483	\$483
17" Square Steel Base fits tops- 24" & 30"	<b>B5217SQ</b>	110 lbs	8.8	125	\$349	\$302	\$349	\$349
22" Square Steel Base fits tops- 36" & 42"	<b>B5222SQ</b>	85 lbs	6.8	125	\$483	\$436	\$483	\$483









## Stainless Steel Bases:

Base Description	Model#	Ship Weight Each	Cubes	Freight Class	Cafe Ht 29" List Price	Counter Ht 36" List Price	Bar Ht 41" List Price
18" Round Stainless Steel Base fits tops- 24" & 30"	<b>BJI1918SS</b>	85 lbs	6.8	125	\$554	NA	\$615
22" Round Stainless Steel Base fits- 36" & 42"	<b>BJI1922SS</b>	100 lbs	8.8	125	\$682	NA	\$743
28" Round Stainless Steel Base fits tops- 42"	<b>BJI1928SS</b>	110 lbs	8.8	125	\$1163	NA	\$1132

# FOLDING TABLES - Blow Mold and Multi-Purpose Training / Utility



\* Lead-Time: (2 - 3 Days)

	Top Option	Base Option	Model	KFI List
<b>18" x 72" Blow Mold</b>	Blow Mold		<b>TBM1872</b>	\$162
				
<b>30" x 60" Blow Mold</b>	Blow Mold		<b>TBM3060</b>	\$182
				
<b>30" x 72" Blow Mold</b>	Blow Mold		<b>TBM3072</b>	\$193
				
<b>30" x 96" Blow Mold</b>	Blow Mold		<b>TBM3096</b>	\$310
				
<b>60" Round Blow Mold</b>	Blow Mold		<b>TBM60RD</b>	\$338
				
<b>18" x 60" Oak Top Table</b>	Oak		<b>TFD1860</b>	\$306
				
<b>18" x 72" Oak Top Table</b>	Oak		<b>TFD1872</b>	\$355
				
<b>24" x 60" Oak Top Table</b>	Oak		<b>TFD2460</b>	\$350
				

To Order: \_\_\_\_\_

Model #

**Example**

TBM1872

DIMENSIONS		SHIPPING INFORMATION	
Width	18"	Weight:	27 lb
Length	72"	LTL	1 per carton- 19" x 74" x 2.5"- 2.0 CF
Height	29"		
		*All pricing is FOB, Louisville, KY	
DIMENSIONS		SHIPPING INFORMATION	
Width	30"	Weight:	31 lb
Length	60"	LTL	1 per carton- 31" x 62" x 2.5"- 2.8 CF
Height	29"		
		*All pricing is FOB, Louisville, KY	
DIMENSIONS		SHIPPING INFORMATION	
Width	30"	Weight:	37 lb
Length	72"	LTL	1 per carton- 31" x 74" x 2.5"- 3.3 CF
Height	29"		
		*All pricing is FOB, Louisville, KY	
DIMENSIONS		SHIPPING INFORMATION	
Width	30"	Weight	49 lb
Length	96"	LTL	1 per carton- 31" x 97" x 2.5"- 3.9 CF
Height	29"		
		*All pricing is FOB, Louisville, KY	
DIMENSIONS		SHIPPING INFORMATION	
Width	60"	Weight	45 lb
Length	60"	LTL	1 per carton- 62" x 62" x 2.5"- 5.6 CF
Height	29"		
		*All pricing is FOB, Louisville, KY	
DIMENSIONS		SHIPPING INFORMATION	
Width	18"	Weight:	50lb
Length	60"	LTL	1 per carton- 19.25" x 61" x 5"- 3.4 CF
Height	29"		
		*All pricing is FOB, Louisville, KY	
DIMENSIONS		SHIPPING INFORMATION	
Width	18"	Weight:	59 lb
Length	72"	LTL	1 per carton- 19.25" x 73" x 5"- 4.1 CF
Height	29"		
		*All pricing is FOB, Louisville, KY	
DIMENSIONS		SHIPPING INFORMATION	
Width	24"	Weight:	65 lb
Length	60"	LTL	1 per carton- 25.5" x 61" x 5"- 4.5 CF
Height	29"		
		*All pricing is FOB, Louisville, KY	

**Blow Mold Tables**

**Specifications and Features:**

Blow-Molded plastic (polyethylene)  
 Granite White Tops  
 1.75" Thick Top  
 Steel Legs with grey powder coat - 17 gauge  
 Wish Bone Legs  
 Easy to move and store

**Additional Options**

**Accessories:**



DLY-3072



DLY-60RD

**Blow Mold Table Dolly**

DLY-3072 holds all rectangle tables (15-18 tables)  
 DLY-60RD holds round tables (15-18 tables)  
 Heavy gauge welded frame with black finish  
 3" diameter swivel wheels  
 Rubber stoppers on hanger bars prevents scratching

Model	Weight	List Price
DLY-3072	67 lbs	\$523

\*Dimensions: 32.5 x 75 x 7.27 - 10.2 CF

DLY-60RD 65lbs \$444

\*Dimensions: 39 x 49.5 x 7 - 7.8 CF

**Multi-Purpose Training/Utility Tables**

**Specifications and Features:**

Oak Thermofused Melamine table tops  
 1" Thick Top with T-mold edging  
 1.5" Square steel legs - 18 gauge  
 Black matte finish  
 1.5" Steel apron - 18 gauge  
 Folding legs  
 Adjustable glides

**TABLES ARE NOT ON  
 GSA CONTRACT**

**KFI**  
 www.kfiseating.com  
 800-457-5073


# Eveleen Outdoor Collection


Arm & Armless Chairs  
 Round & Square Tables  
 Mocha & Dark Grey Surface





Aluminum Frames with Synthetic Polymer Seat & Back

Lead-Time: 2-3 Days

Armless Chair	Seat & Back Color	Frame	Model	KFI List	
	Mocha Dark Grey	Dark Grey	<b>5600-MA</b> <b>5600-GY</b>	<b>\$352</b>	<b>IN STOCK</b>

Arm Chair	Seat Type	Frame	Model	KFI List	
	Mocha Dark Grey	Dark Grey	<b>5601-MA</b> <b>5601-GY</b>	<b>\$395</b>	<b>IN STOCK</b>

32" Round Top	Top Color	Base	Model	KFI List	
	Mocha Dark Grey	B1900-BK B1900-BK	<b>TSY32RD-MA</b> <b>TSY32RD-GY</b>	<b>\$600</b>	<b>IN STOCK</b>

32" Square Top	Top Color	Base	Model	KFI List	
	Mocha Dark Grey	B1900-BK B1900-BK	<b>TSY32SQ-MA</b> <b>TSY32SQ-GY</b>	<b>\$754</b>	<b>IN STOCK</b>



To Order Table: \_\_\_\_\_ - \_\_\_\_\_ - \_\_\_\_\_

Model #

Base Style

**Examples**

Table: TSY32SQ-MA-B1900-BK

Chair: 5601-GY

DIMENSIONS		SHIPPING INFORMATION	
Width	23"	Weight	11 lbs
Depth	22"	LTL	6 per carton- 23.5" x 30.5" x 43.5" - 18 CF
Height	33.25"	UPS	2 per carton- 23.5" x 21.5" x 39.5"- 11.6 CF
Seat	16.25"W x 18"D	*All pricing is FOB, Louisville, KY	
Seat H	17.5"		
arm H	27.75"		

DIMENSIONS		SHIPPING INFORMATION	
Width	23"	Weight	12 lbs
Depth	22"	LTL	6 per carton- 23.5" x 30.5" x 43.5" - 18 CF
Height	33.25"	UPS	2 per carton- 23.5" x 21.5" x 39.5"- 11.6 CF
Seat	16.25"W x 18"D	*All pricing is FOB, Louisville, KY	
Seat H	17.5"		
arm H	27.75"		

DIMENSIONS		SHIPPING INFORMATION	
Table Top: 32" Round	Height: 30" with base and top	Weight	37 lbs
		Table Top: LTL / UPS	1 per carton- 33" x 32" x 1.5"- 0.9 CF
		Base: LTL / UPS	1 per carton- 28" x 14" x 5"- 1.1 CF
*All pricing is FOB, Louisville, KY			

DIMENSIONS		SHIPPING INFORMATION	
Table Top: 32" Square	Height: 30" with base and top	Weight	37 lbs
		Table Top: LTL / UPS	1 per carton- 33" x 32" x 1.5"- 0.9 CF
		Base: LTL / UPS	1 per carton- 28" x 14" x 5"- 1.1 CF
*All pricing is FOB, Louisville, KY			

**Specifications and Features:**

**Chairs**

1.5" Aluminum Frame  
Corrosion & Fade Resistant  
Synthetic Polymer Seat & Back  
Nylon Glides  
ANSI-BIFMA

**Tables**

1" Thick Synthetic Polymer table top  
Corrosion & Fade Resistant  
3" 16 Gauge Aluminum column  
Attractive aluminum base with black powder-coat  
Adjustable glides  
Easy Assembly

**Base Option:**



B1900-BK


**NOT ON GSA  
CONTRACT**


**KFI**  
www.kfiseating.com  
800-457-5073


# 5000 SERIES - Outdoor Furniture


Lead-Time: 2-3 Days



Chair	Seat Type	Base Option	Model	KFI List	
	Aluminum	Brushed Aluminum	<b>5210</b>	<b>\$405</b>	<b>IN STOCK</b>

Barstool	Seat Type	Base Option	Model	KFI List	
	Metal	Brushed Aluminum	<b>BR5210</b>	<b>\$543</b>	<b>IN STOCK</b>

Chair	Seat Type	Base Option	Model	KFI List	
	Metal	Natural Aluminum	<b>5201</b>	<b>\$186</b>	<b>IN STOCK</b>

Barstool	Seat Type	Base Option	Model	KFI List	
	Metal	Natural Aluminum	<b>BR5260</b>	<b>\$423</b>	

32" Round Table	Top Type	Base Option	Model	KFI List	
	Stainless Steel	B1804-SS	<b>TSS32RD-</b>	<b>List Price \$442</b>	<b>IN STOCK</b>
		B1637-SSA		<b>List Price \$675</b>	
		B1638SQ-SSA		<b>List Price \$675</b>	
		<b>Add \$58 List for bar height</b>			

32" Square Table	Top Type	Base Option	Model	KFI List	
	Stainless Steel	B1804-SS	<b>TSS32SQ-</b>	<b>List Price \$450</b>	<b>IN STOCK</b>
		B1637-SSA		<b>List Price \$683</b>	
		B1638SQ-SSA		<b>List Price \$683</b>	
		<b>Add \$58 List for bar height</b>			

To Order: \_\_\_\_\_

Examples: BR5201, 5601-MA

Model #

DIMENSIONS		SHIPPING INFORMATION	
Width	15.75"	Weight	10 lbs
Depth	19.5"	LTL	2 per carton- 18" x 24" x 35"- 8.8 CF
Height	32.75"	UPS	2 per carton- 18" x 24" x 35"- 8.8 CF
Seat	15.75"W x 15"D	*All pricing is FOB, Louisville, KY	
Seat H	17.75"		
DIMENSIONS		SHIPPING INFORMATION	
Width	15.75"	Weight	11 lbs
Depth	21"	LTL	1 per carton- 18" x 24" x 35"- 8.8 CF
Height	42.25"	UPS	1 per carton- 18" x 24" x 35"- 8.8 CF
Seat	15.75"W x 15"D	*All pricing is FOB, Louisville, KY	
Seat H	29.75"		
DIMENSIONS		SHIPPING INFORMATION	
Width	21"	Weight	10 lbs
Depth	24"	LTL	4 per carton- 30.25" x 23.75" x 42"- 16.8 CF
Height	29"	UPS	2 per carton- 23.5" x 21.5" x 39.5"- 11.6 CF
Seat	17.5"W x 15.25"D	*All pricing is FOB, Louisville, KY	
Seat H	17.5"		
arm H	26"		
DIMENSIONS		SHIPPING INFORMATION	
Width	15.75"	Weight	11.5 lbs
Depth	15.75"	LTL	1 per carton- 20.75" x 23.75" x 39.5"- 11.3 CF
Height	30.5"	UPS	1 per carton- 20.75" x 23.75" x 39.5"- 11.3 CF
Seat	13.2" Round	*All pricing is FOB, Louisville, KY	
Seat H	30.5"		
DIMENSIONS		SHIPPING INFORMATION	
Table Top:	32" Round	<b>Base &amp; Top Shipped together in one carton</b>	
Height:	30" with base and top	TSS32RD-B1804-SS	Weight 37 lbs
		TSS32RD-B1637RD-SSA	Weight 45 lbs
		TSS32RD-B1638SQ-SSA	Weight 47 lbs
		1 per carton ( LTL / UPS) - 42.5" x 39.25" x 5"- 4.8 CF	
		*All pricing is FOB, Louisville, KY	
DIMENSIONS		SHIPPING INFORMATION	
Table Top:	32" Square	<b>Base &amp; Top Shipped together in one carton</b>	
Height:	30" with base and top	TSS32SQ-B1804-SS	Weight 37 lbs
		TSS32SQ-B1637RD-SSA	Weight 45 lbs
		TSS32SQ-B1638SQ-SSA	Weight 47 lbs
		1 per carton ( LTL / UPS) - 42.5" x 39.25" x 5"- 4.8 CF	
		*All pricing is FOB, Louisville, KY	

**Specifications and Features:**

5210 & BR5210:

- 1.25" Square Tube Frame
- Brushed Aluminum Finish
- Corrosion-resistant
- Double cross bars for added strength
- Nylon glides
- ANSI-BIFMA Tested

5201 & BR5260:

- Natural Aluminum
- 1" Anodized Tubular Frame
- Corrosion-resistant
- Cross bars for added strength
- Black polyurethane glides
- ANSI-BIFMA Tested

Tables

- 1" Thick top with Scalloped Design
- 3" Diameter, 16 Gauge Steel Column
- 10" Spider
- Adjustable Glides
- Nylon glides
- Easy Assembly

**Accessories:**

Chair Dolly:



Model	Weight	List Price
DLY-UNV	16 lbs	\$191

DLY-UNV-Shipping Dimensions: 24" x 24" x 5"  
Stacks 10-12 High  
5210, BR5210 & BR5260 do not stack

**NOT ON GSA CONTRACT**

**KFI**  
www.kfiseating.com  
800-457-5073

## 2000 SERIES - Multi-Use / Education

Available with Polypropylene Back / Polypropylene Seat or Upholstered Seat

Available with or without arms


Powder Coated Sandtex Black (SB) frame option


Polypropylene available in P01 - Charcoal, P03 - Navy, P06 - Cool Grey, P07 - Burgundy ; FP2000: P10 Black Only


Lead-Time: (2-3 Days)- 2000 in P01 Charcoal, P03 Navy Blue, P06 Cool Grey, P07 Burgundy; FP2000 P10 Black with Black Upholstery


All others 10-15 Days



Poly Seat & Back	Seat Type	Poly Back Color	Model	KFI Upholstery				Grade in Fabric / Vinyls									
				V	G1	G2	G3	A	B	C	D	E	F	G	H		
	Poly	P01, P03 P06, P07	<b>2000-</b>	<b>\$201 List Price Poly Seat</b>													
	Upholstered		<b>2000-</b>	\$265	\$265	\$265	\$265	\$293	\$300	\$307	\$314	\$321	\$328	\$335	\$342		

Poly Seat/ Back T-Arms	Seat Type	Poly Back Color	Model	KFI Upholstery				Grade in Fabric / Vinyls									
				V	G1	G2	G3	A	B	C	D	E	F	G	H		
	Poly	P01, P03 P06, P07	<b>2000-</b>	<b>\$299 List Price Poly Seat</b>													
	Upholstered Seat		<b>2000-Arms</b>	\$363	\$363	\$363	\$363	\$391	\$398	\$405	\$412	\$419	\$426	\$431	\$438		

Upholstered Seat	Seat Type	Poly Back Color	Model	KFI Upholstery				Grade in Fabric / Vinyls									
				V	G1	G2	G3	A	B	C	D	E	F	G	H		
	Upholstered Black Only	P10	<b>FP2000-</b>	<b>\$348 List Price for Black Upholstered Seat Only</b>													
	Upholstered	P10	<b>FP2000-</b>	\$412	\$412	\$412	\$412	\$440	\$447	\$454	\$461	\$468	\$475	\$482	\$489		

Upholstered Seat T-Arms	Seat Type	Poly Back Color	Model	KFI Upholstery				Grade in Fabric / Vinyls									
				V	G1	G2	G3	A	B	C	D	E	F	G	H		
	Upholstered Black Only	P10	<b>FP2000-Arms</b>	<b>\$446 List Price for Black Upholstered Seat Only</b>													
	Upholstered	P10	<b>FP2000-Arms</b>	\$510	\$510	\$510	\$510	\$538	\$545	\$552	\$559	\$566	\$573	\$580	\$587		

### Additional Options

- |   |            |
|---|------------|
| 1 - 2000 Right P-Tablet with V-Arm (2000 only)      | \$141/List |
| 2 - 2000 Left P-Tablet with V-Arm (2000 only)       | \$141/List |
| 3 - 2000 Anti-Panic Rt Tablet w/arm (2000 & FP2000) | \$158/List |
| 4 - 2000 Anti-Panic Lf Tablet w/arm (2000 & FP2000) | \$158/List |
| 5 - 2000 Document Basket (2000 only)                | \$35/Chair |



**P-Shaped Tablet with document basket**



**Anti-Panic Tablet**

To Order: \_\_\_\_\_ - \_\_\_\_\_ - \_\_\_\_\_

Model #      Frame    Seat/Back    and/or Fabric  
Color      Color      Color      Seat Color

**Examples**

Upholstered:      2000- SB-PO7-1304  
Poly Seat          2000- SB-PO7

DIMENSIONS		SHIPPING INFORMATION	
Width	20.5"	Weight	15 lbs
Depth	21.25"	LTL	6 per carton- 30" x 21.5" x 51.25"- 18.9 CF
Height	31"	UPS	2 per carton- 23.5" x 21.5" x 39.5" - 11.6 CF
Seat	6mm" x 18" W x 18" D		
Seat H	17.5"		*Cartons may be broken with no fee
Back	19" W x 13.5" H		*All pricing is FOB, Louisville, KY

DIMENSIONS		SHIPPING INFORMATION	
Width	22.5"	Weight	20 lbs
Depth	21.25"	LTL	6 per carton- 30" x 21.5" x 51.25"- 18.9 CF
Height	31"	UPS	1 per carton- 23.5" x 21.5" x 39.5" - 11.6 CF
Seat	6mm" x 18" W x 18" D		
Seat H	17.5"		*Cartons may be broken with no fee
Back	19" W x 13.5" H		*All pricing is FOB, Louisville, KY
Arms	26.5" top of arm to floor		
Arms	3"W x 11"D x 13"H		

DIMENSIONS		SHIPPING INFORMATION	
Width	20.5"	Weight	16 lbs
Depth	21.25"	LTL	6 per carton- 30" x 21.5" x 51.25"- 18.9 CF
Height	31"	UPS	1 per carton- 23.5" x 21.5" x 39.5" - 11.6 CF
Seat	6mm" x 18" W x 18" D		
Seat H	17.5"		*Cartons may be broken with no fee
Back	19" W x 13.5" H		*All pricing is FOB, Louisville, KY

DIMENSIONS		SHIPPING INFORMATION	
Width	22.5"	Weight	21 lbs
Depth	21.25"	LTL	6 per carton- 30" x 21.5" x 51.25"- 18.9 CF
Height	31"	UPS	2 per carton- 23.5" x 21.5" x 39.5" - 11.6 CF
Seat	6mm" x 18" W x 18" D		
Seat H	17.5"		*Cartons may be broken with no fee
Back	19" W x 13.5" H		*All pricing is FOB, Louisville, KY
Arms	26.5" top of arm to floor		
Arms	3"W x 11"D x 13"H		



**FP2000 nesting**

**Upholstery:**

See page 102 for KFI Vinyl's and Fabrics  
See pages 103-112 for all Graded options

COM (Customers Own Material)- 1 yd per chair  
\* Use Grade 2 pricing

CAL133- Call for pricing

**Specifications and Features:**

Permanent Ganging Included  
15mm x 30mm x 2mm oval tubing - 15 gauge  
Cold-rolled tubular steel frame - 15 gauge

**Lifetime frame warranty**

Injection aluminum alloy back supports  
High impact polypropylene seat and back  
Durable nylon glides  
FP2000 - Dual Wheel Casters  
Greenguard

**2000 ANSI-BIMFA tested for 400lbs**

**Accessories:**

Chair Dolly:



Model	Weight	List Price
DLY-UNV	16 lbs	\$191
DLY-TRK	28lbs	\$399

DLY-UNV-Shipping Dimensions: 24" x 24" x 5"  
DLY-TRK- Shipping Dimensions: 23" x 15" x 49"  
Stacks 15 High (2000 & FP2000-Arm& Armless)



SIN# 71-302

**KFI**  
www.kfiseating.com  
800-457-5073

## 2000 SERIES Task Chair - Multi-Use Education


Available with Poly Back and Poly or Upholstered Seat


Available with or without arms


Polypropylene black base. Polypropylene seat and back available in P01 - Charcoal, P03 - Navy, P06 - Cool Grey, P07 - Burgundy


Lead-Time: \*In Stock-2-3 Days with Poly Seat and Back



Armless-Casters	Seat Type	Poly Back Color	Model	KFI Upholstery				Grade in Fabric / Vinyls									
				V	G1	G2	G3	A	B	C	D	E	F	G	H		
	Polypropylene	P01,P03 P06, P07	<b>TK2000-</b>	<b>Poly Back/Seat List \$370</b>													
	Upholstered		<b>TK2000-</b>	\$434	\$434	\$434	\$434	\$462	\$469	\$476	\$483	\$490	\$497	\$504	\$511		

Arms-Casters	Seat Type	Poly Back Color	Model	KFI Upholstery				Grade in Fabric / Vinyls									
				V	G1	G2	G3	A	B	C	D	E	F	G	H		
	Polypropylene	P01,P03 P06, P07	<b>TK2000-Arms</b>	<b>Poly Back/Seat List \$531</b>													
	Upholstered		<b>TK2000-Arms</b>	\$595	\$595	\$595	\$595	\$623	\$630	\$637	\$644	\$651	\$658	\$665	\$672		

Armless-Casters	Seat Type	Poly Back Color	Model	KFI Upholstery				Grade in Fabric / Vinyls									
				V	G1	G2	G3	A	B	C	D	E	F	G	H		
	Polypropylene	P01,P03 P06, P07	<b>DS2000-</b>	<b>Poly Back/Seat List \$467</b>													
	Upholstered		<b>DS2000-</b>	\$531	\$531	\$531	\$531	\$559	\$566	\$573	\$580	\$587	\$594	\$601	\$608		

Arms-Casters	Seat Type	Poly Back Color	Model	KFI Upholstery				Grade in Fabric / Vinyls									
				V	G1	G2	G3	A	B	C	D	E	F	G	H		
	Polypropylene	P01, P03 P06, P07	<b>DS2000-Arms</b>	<b>Poly Back/Seat List \$628</b>													
	Upholstered		<b>DS2000-Arms</b>	\$692	\$692	\$692	\$692	\$720	\$727	\$734	\$741	\$748	\$755	\$762	\$769		

To Order: \_\_\_\_\_ - \_\_\_\_\_ - \_\_\_\_\_

Model #      Seat / Back      and/or Fabric  
Color            Color            Seat Color

**Examples**

Polypropylene:      TK2000-P03  
Upholstered:        TK200-P03-3905

**DIMENSIONS**

**SHIPPING INFORMATION**

Width	19.3"	Weight	27 lbs
Depth	22"	LTL	2 per carton (chair/frame)- 21" x 24" x 21"- 6.1 CF
Height	31 - 35"		2 per carton (5-star base) - 24" x 24" x 7.25" -2.4 CF
Seat	6mm" x 18" W x 18" D	<b>UPS</b>	<b>1 per carton- 21" x 24" x 21.5" - 6.1 CF</b>
Seat H	15.5 - 20"		
Back	19" W x 13.5" H		

\* All pricing is FOB, Louisville, KY

**DIMENSIONS**

**SHIPPING INFORMATION**

Width	22.5"	Weight	32 lbs
Depth	22"	LTL	2 per carton (chair/frame)- 21" x 24" x 21"- 6.1 CF
Height	31 - 35"		2 per carton (5-star base) - 24" x 24" x 7.25" -2.4 CF
Seat	6mm" x 18" W x 18" D	<b>UPS</b>	<b>1 per carton- 21" x 24" x 21.5" - 6.1 CF</b>
Seat H	15.5 - 20"		
Back	19" W x 13.5" H "		

\* All pricing is FOB, Louisville, KY

**DIMENSIONS**

**SHIPPING INFORMATION**

Width	19.3"	Weight	32 lbs
Depth	22"	LTL	2 per carton (chair/frame)- 21" x 24" x 21"- 6.1 CF
Height	37 - 47.25"		1 per carton (5-star base) - 24" x 24" x 7.25" -2.4 CF
Seat	6mm" x 18" W x 18" D	<b>UPS</b>	<b>1 per carton- 21" x 24" x 21.5" - 6.1 CF</b>
Seat H	23.5 - 33.5"		
Back	19" W x 13.5" H "		

\* All pricing is FOB, Louisville, KY

**DIMENSIONS**

**SHIPPING INFORMATION**

Width	22.5"	Weight	37 lbs
Depth	22"	LTL	2 per carton (chair/frame)- 21" x 24" x 21"- 6.1 CF
Height	37 - 47.25"		1 per carton (5-star base) - 24" x 24" x 7.25" -2.4 CF
Seat	6mm" x 18" W x 18" D	<b>UPS</b>	<b>1 per carton- 21" x 24" x 21.5" - 6.1 CF</b>
Seat H	23.5 - 33.5"		
Back	19" W x 13.5" H "		

\* All pricing is FOB, Louisville, KY

**Upholstery:**

See page 102 for KFI Vinyl's and Fabrics  
See pages 103-112 for all Graded options

COM (Customers Own Material)- 1 yd per chair  
\* Use Grade 2 pricing

CAL133- Call for pricing

**Additional Options**

TK2000 Floor Glides - Add \$19 /Set of 5  
Soft PU Casters - Add \$32 /Set of 5



**Specifications and Features:**

- 15mm x 30mm x 2mm oval tubing - 15 gauge
- High impact polypropylene seat and back
- Gas lift seat height adjustment
- Injection aluminum alloy back supports
- Dual wheel hooded casters
- Black nylon five star base
- Greenguard



SIN# 71-302

## 2000 BEAM SERIES - Public & Tandem

Available with Poly Back and Poly or Upholstered Seat


Available with or without arms, free standing


Sandtex black frame with free standing adjustable glides


Polypropylene seat and back available in P01 - Charcoal, P03 - Navy Blue, P06 - Cool Grey, P07 - Burgundy

Lead-Time: (2-3 Days) with Poly Seat and Back



2 Seat	Seat Type	Poly Back Color	Model	KFI Upholstery				Grade in Fabric / Vinyls									
				V	G1	G2	G3	A	B	C	D	E	F	G	H		
	Polypropylene	P01,P03 P06, P07	<b>2000-BEAM-2 BEAM-</b>	<b>Poly Back/Seat List \$705</b>													
	Upholstered		<b>2000-BEAM-2</b>	\$833	\$833	\$833	\$833	\$889	\$903	\$917	\$931	\$945	\$959	\$973	\$987		

3 Seat	Seat Type	Poly Back Color	Model	KFI Upholstery				Grade in Fabric / Vinyls									
				V	G1	G2	G3	A	B	C	D	E	F	G	H		
	Polypropylene	P01,P03 P06, P07	<b>2000-BEAM-3 BEAM-</b>	<b>Poly Back/Seat List \$938</b>													
	Upholstered		<b>2000-BEAM-3</b>	\$1130	\$1130	\$1130	\$1130	\$1214	\$1235	\$1256	\$1277	\$1298	\$1319	\$1340	\$1361		

4 Seat	Seat Type	Poly Back Color	Model	KFI Upholstery				Grade in Fabric / Vinyls									
				V	G1	G2	G3	A	B	C	D	E	F	G	H		
	Polypropylene	P01,P03 P06, P07	<b>2000-BEAM-4 BEAM-</b>	<b>Poly Back/Seat List \$1186</b>													
	Upholstered		<b>2000-BEAM-4</b>	\$1442	\$1442	\$1442	\$1442	\$1554	\$1582	\$1610	\$1638	\$1666	\$1694	\$1722	\$1750		



To Order: \_\_\_\_\_ - \_\_\_\_\_ - \_\_\_\_\_

Model #

Seat & Back Color and/or Fabric Seat Color

**Examples**

Polypropylene:  
Upholstered:

2-SEAT-BEAM-P03  
2-SEAT BEAM-P03-3223

**DIMENSIONS**

**SHIPPING INFORMATION**

Width 47"  
Depth 22"  
Height 31"  
Seat 8" W x 18" D  
Seat H 17.5  
Back 18" W x 12" H

Weight Total 58 lbs  
LTL 2 seats per carton- 21" x 24" x 21" - 6.1 CF (32.5 lbs)  
1 beam per carton- 2" x 4" x 50" - 0.2 CF (10 lbs)  
2 legs per carton- 21" x 17" x 6" - 1.2 CF (15.5 lbs)

\*All pricing is FOB, Louisville, KY

**DIMENSIONS**

**SHIPPING INFORMATION**

Width 71"  
Depth 22"  
Height 31"  
Seat 8" W x 18" D  
Seat H 17.5"  
Back 18" W x 12" H

Weight Total 80 lbs  
LTL 3 seats per carton- 21" x 24" x 21" - 6.1 CF (48.75 lbs)  
1 beam per carton- 2" x 4" x 73" - 0.3 CF (15 lbs)  
2 legs per carton- 21" x 17" x 6" - 1.2 CF ((15.5 lbs)

\*All pricing is FOB, Louisville, KY

**DIMENSIONS**

**SHIPPING INFORMATION**

Width 95"  
Depth 22"  
Height 31"  
Seat 8" W x 18" D  
Seat H 17.5"  
Back 18" W x 12" H

Weight 101 lbs  
LTL 4 seats per carton- 21" x 24" x 21" - 6.1 CF (65 lbs)  
1 beam per carton- 2" x 4" x 97" - 0.4 CF (20 lbs)  
2 legs per carton- 21" x 17" x 6" - 1.2 CF (15.5 lbs)

\*All pricing is FOB, Louisville, KY

**Upholstery:**

See page 102 for KFI Vinyl's and Fabrics  
See pages 103-112 for all Graded options

COM (Customers Own Material)- 1 yd per chair  
\* Use Grade 2 pricing

CAL133- Call for pricing

**Additional Options:**

Arms:  
Beam Arm Rt/Lf - Add \$161/Set



Side Table:  
Beam Table - Replaces seat - No Charge



**Specifications and Features:**

Black powder coat steel frame - 15 gauge  
High impact polypropylene seat and back  
Injection aluminum alloy back supports  
Free standing with adjustable glides  
Greenguard

**ANSI-BIMFA tested for 400lbs Per Seat**



SIN# 71-302

**KFI**  
www.kfiseating.com  
800-457-5073

## 2100 SERIES - Multi-Use Education

Available with Poly Back and Poly or Upholstered Seat




Available with or without arms, glides or casters

2100 available in (CH)-Chrome frame ; CS2100 available in (SL) Silver frame

Polypropylene available in (P03) Navy, (P07) Burgundy, (P10) Black

Lead-Time: (2-3 Days) in Poly Seat & Back: 2100 in (P03) Navy, (P07) Burgundy, (P10) Black and CS2100 in (P10) Black



	Seat Type	Poly Back Color	Model	KFI Upholstery				Grade in Fabric / Vinyls									
				V	G1	G2	G3	A	B	C	D	E	F	G	H		
	Polypropylene	P03,P07 P10	<b>2100-</b>	<b>Poly Back/Seat List \$158</b>													
	Upholstered Seat		<b>2100-</b>	\$237	\$237	\$237	\$237	\$265	\$272	\$279	\$286	\$295	\$303	\$310	\$319		
	Polypropylene	P03,P07 P10	<b>2100-ARMS-</b>	<b>Poly Back/Seat List \$263</b>													
	Upholstered		<b>2100-ARMS-</b>	\$342	\$342	\$342	\$342	\$370	\$377	\$384	\$391	\$400	\$408	\$415	\$424		
	Polypropylene	P10	<b>CS2100-</b>	<b>Poly Back/Seat List \$185</b>													
	Upholstered		<b>CS2100-</b>	\$264	\$264	\$264	\$264	\$292	\$299	\$306	\$313	\$322	\$330	\$337	\$346		

To Order: \_\_\_\_\_ - \_\_\_\_\_ - \_\_\_\_\_

Model #      Seat & Back      and/or Fabric  
 Color          Color          Color

**Examples**

Polypropylene:      2100-CH-P03  
 Upholstered:      2100-CH-P03-3223

DIMENSIONS		SHIPPING INFORMATION	
Width	20.7"	Weight	13 lbs
Depth	21.25"	LTL	5 per carton- 20.75" x 23.75" x 39.5"- 11.3 CF
Height	31.5"	UPS	4 per carton- 23.5" x 21.5" x 39.5" - 11.6 CF
Seat	18" W x 18" D		
Seat H	18"		
Back	17" W x 12.5" H		*All pricing is FOB, Louisville, KY

DIMENSIONS		SHIPPING INFORMATION	
Width	22.5"	Weight	18 lbs
Depth	21.25"	LTL	5 per carton- 20.75" x 23.75" x 39.5"- 11.3 CF
Height	31.5"	UPS	4 per carton- 23.5" x 21.5" x 39.5" - 11.6 CF
Seat	18" W x 18" D		
Seat H	18"		
Back	17" W x 12.5" H		*All pricing is FOB, Louisville, KY

DIMENSIONS		SHIPPING INFORMATION	
Width	20.7"	Weight	14 lbs
Depth	21.25"	LTL	6 per carton- 29.5" x 23.75" x 42"- 17 CF
Height	31.5"	UPS	2 per carton- 23.5" x 21.5" x 39.5" - 11.6 CF
Seat	18" W x 18" D		
Seat H	18"		
Back	17" W x 12.5" H		*All pricing is FOB, Louisville, KY

**Upholstery:**

See page 102 for KFI Vinyl's and Fabrics  
 See pages 103-112 for all Graded options

COM (Customers Own Material)- 1 yd per chair  
 \* Call for pricing and lead time

CAL133- Call for pricing

**Additional Options**

2100 Rt Tablet w/Arm - Add \$114 List  
 2100 Lf Tablet w/Arm - Add \$114 List



**Accessories:**

Chair Dolly



<u>Model</u>	<u>Weight</u>	<u>List Price</u>
2100-DLY & CS2100-DLY	30 lbs	\$269

**Shipping Dimensions:**

23.75" x 20.75" x 39.5" - 11.3 CF  
 2100 - Stacks 30 high poly seat ;  
 13 high with upholstered seat  
 CS2100 - Stacks 15 high

**Specifications and Features:**

2100 - 11mm solid steel rod  
 CS2100 - 3/4" Steel frame - 18 gauge  
 Contoured seat and back  
 High impact polypropylene  
 Injection molded textured seat and back  
 White protective floor glides with permanent ganging  
 CS2100 has 2" dual wheel casters

**ANSI-BIMFA tested for 400 lbs  
 Greenguard**



SIN# 71-302

**KFI**  
 www.kfiseating.com  
 800-457-5073

## IM500 & IM800 Series - Stacking


Available with Fabric or Vinyl Upholstered Seat & Back


(BK) Black for IM810 & IM820


(BK) Black or (SV) Silver Vein frame for IM520

Lead-Time: 2-3 Days



Armless-Glides	Seat & Back Type	Frame	Model	Upholstery	
				Vinyl	Fabric
	Upholstered	BK	<b>IM810-</b>	\$69	\$75
	Vinyl: Black, Burgundy, Navy Fabric: Black, Burgundy, Blue				

Armless-Glides	Seat & Back Type	Frame	Model	Upholstery	
				Vinyl	Fabric
	Upholstered	BK	<b>IM820-</b>	\$73	\$79
	Vinyl: Black, Burgundy, Navy Fabric: Black, Burgundy, Blue				

Armless-Glides	Seat & Back Type	Frame	Model	Upholstery	
				Vinyl	Fabric
	Upholstered	BK or SV	<b>IM520-</b>	\$89	\$97
	Vinyl: Black, Burgundy, Navy Fabric: Black, Burgundy, Blue, Blue Pindot, Burgundy Pindot				


## IM3316 Series - Cafe / Dining

Available with Fabric or Vinyl Upholstered Seat & Back

(SB) Sandtex Black frame only

Lead-Time: 2-3 Days: IM3316 with 9202 (Black Vinyl), 9301 (Navy Vinyl) and 9602 (Burgundy Vinyl) with SB Frame

All others 10-12 Days

Armless - Glides	Seat Type	Frame	Model	KFI Upholstery				Grade in Fabric / Vinyls							
				V	G1	G2	G3	A	B	C	D	E	F	G	H
	Upholstered	SB	<b>IM3316-</b>	\$217	\$217	\$217	\$217	\$245	\$252	\$259	\$266	\$275	\$283	\$290	\$299
	Wood	SB	<b>IM3316-</b>	\$109 upcharge for wood seat											
	** Metal Back														

To Order: \_\_\_\_\_

**Examples**

Model #      Frame Upholstery or Wood  
Color            Color

Upholstered:      IM810-BK-Navy  
Wood:                IM3316-SB-ST16

DIMENSIONS		SHIPPING INFORMATION	
Width	17.5"	Weight	14 lbs
Depth	22"	LTL	6 per carton- 24.5" x 23" x 53.75"-17.5 CF
Height	33"	UPS	2 per carton- 23.1" x 21.5" x 39.5" - 11.6 CF
Seat	1.5" x 16" W x 16" D		
Seat H	17.5"		*Cartons may be broken with no fee
Back	12.25" W x 12.25" H		*All pricing is FOB, Louisville, KY

DIMENSIONS		SHIPPING INFORMATION	
Width	17.5"	Weight	14 lbs
Depth	22"	LTL	6 per carton- 24.5" x 23" x 53.75"-17.5 CF
Height	33"	UPS	2 per carton- 23.1" x 21.5" x 39.5" - 11.6 CF
Seat	1.5" x 16" W x 16" D		
Seat H	18.5"		*Cartons may be broken with no fee
Back	12.25" W x 12.25" H		*All pricing is FOB, Louisville, KY

DIMENSIONS		SHIPPING INFORMATION	
Width	17.5"	Weight	14 lbs
Depth	22"	LTL	6 per carton- 24.5" x 23" x 53.75"-17.5 CF
Height	36"	UPS	2 per carton- 23.1" x 21.5" x 39.5" - 11.6 CF
Seat	1.5" x 16" W x 16" D		
Seat H	18.5"		*Cartons may be broken with no fee
Back	15" W x 14" H		*All pricing is FOB, Louisville, KY



SIN# 711-19  
IM810, IM820 & IM520

DIMENSIONS		SHIPPING INFORMATION	
Width	17.5"	Weight	14 lbs
Depth	19"	LTL	2 per carton- 26" x 18.5" x 39.5"-11.5 CF
Height	31.5"	UPS	2 per carton- 26" x 18.5" x 39.5"-11.5 CF
Seat	1" x 17.5" W x 17" D		
Seat H	18"		*All pricing is FOB, Louisville, KY
Back	? " W x ? " H		



SIN# 71-308

**IM800 & IM500 Specifications and**

**Features:**

- 13/16" Square tube frame- 18 gauge
- Rear-Leg bar
- Stacking bumpers
- 100% virgin polyurethane foam-CAL 177
- Rocker glides
- ANSI-BIFMA Tested

**Accessories:**

Chair Dolly:



Model	Weight	List Price
DLY-UNV	16 lbs	\$191
DLY-TRK	28lbs	\$399

DLY-UNV-Shipping Dimensions: 24" x 24" x 5"  
DLY-TRK- Shipping Dimensions: 23" x 15" x 49"  
Stacks 10-12 High, IM3316 does not stack

**IM3316 Upholstery:**

See page 102 for KFI Vinyl's and Fabrics  
See pages 103-112 for all Graded options

COM (Customers Own Material)- 1yd per chair  
\* Use Grade 2 pricing- IM3316 Only

**IM3316 Specifications and Features:**

- 1.25" Square tube frame- 18 gauge
- 100% virgin polyurethane foam-CAL TB 117
- Black polyurethane glides
- ANSI-BIFMA Tested

**IM3316 Wood Seat Colors:**

- ST16 - Natural
- ST02 - Honey
- ST04 - Dark Cherry
- ST19 - Light Mahogany
- ST08 - Walnut
- ST15 - Green
- ST05 - Sage
- ST06 - Black

# 300 Series - Stacking

Available with Upholstered Seat & Back

Available with or without arms

(SB) Sandtex Black or (CH) Chrome frame


Lead-Time: 5 Days: 310-CH, 311-CH


**Vinyl:** 9301 (Navy), 9202 (Black), 9602 (Port), 9402 (Light Grey), 9106 (Brown) ;


**Fabric:** 1201 (Cabernet), 1303 (Denim), 1501 (Grey), 1102 (Brown), 1304 (Navy), 1504 (Black) )




All others 2 - 3 weeks

Armless-1.5" Seat	Seat & Back Type	Frame	Model	KFI Upholstery				Grade in Fabric / Vinyls							
				V	G1	G2	G3	A	B	C	D	E	F	G	H
	Upholstered	CH	<b>310-CH-</b>	\$145	\$152	\$163	\$163	\$201	\$212	\$226	\$239	\$252	\$265	\$277	\$294
		SB	<b>310-SB-</b>	\$163	\$170	\$181	\$181	\$219	\$230	\$244	\$258	\$272	\$286	\$300	\$314

Arms-1.5" Seat	Seat & Back Type	Frame	Model	KFI Upholstery				Grade in Fabric / Vinyls							
				V	G1	G2	G3	A	B	C	D	E	F	G	H
	Upholstered	CH	<b>311-CH-</b>	\$189	\$197	\$209	\$209	\$247	\$261	\$275	\$289	\$303	\$317	\$331	\$345
		SB	<b>311-SB-</b>	\$207	\$215	\$227	\$227	\$265	\$279	\$293	\$307	\$321	\$335	\$349	\$363

Armless-2" Seat	Seat & Back Type	Frame	Model	KFI Upholstery				Grade in Fabric / Vinyls							
				V	G1	G2	G3	A	B	C	D	E	F	G	H
	Upholstered	CH	<b>320-CH-</b>	\$159	\$165	\$179	\$179	\$217	\$231	\$245	\$259	\$273	\$287	\$301	\$315
		SB	<b>320-SB-</b>	\$177	\$183	\$197	\$197	\$235	\$249	\$263	\$277	\$291	\$305	\$319	\$333

Arms-2" Seat	Seat & Back Type	Frame	Model	KFI Upholstery				Grade in Fabric / Vinyls							
				V	G1	G2	G3	A	B	C	D	E	F	G	H
	Upholstered	CH	<b>321-CH-</b>	\$205	\$212	\$226	\$226	\$264	\$278	\$292	\$306	\$320	\$334	\$348	\$362
		SB	<b>321-SB-</b>	\$223	\$230	\$244	\$244	\$282	\$296	\$310	\$324	\$338	\$352	\$366	\$380

To Order: \_\_\_\_\_ - \_\_\_\_\_ - \_\_\_\_\_

Model #      Frame    Upholstery  
                  Color      Color

**Example:**

311-CH-9301

DIMENSIONS		SHIPPING INFORMATION	
Width	19"	Weight	13 lbs
Depth	23"	LTL	6 per carton- 30.25" x 23.25" x 41.25" - 17.1CF
Height	31"	UPS	2 per carton- 23.5" x 21.5" x 39.5" - 11.6CF
Seat	1.5" x 16.5" W x 16.5" D		
Seat H	17.5"		*Cartons may be broken with no fee
Back	17.25" W x 12" H		*All pricing is FOB, Louisville, KY

DIMENSIONS		SHIPPING INFORMATION	
Width	23"	Weight	15 lbs
Depth	23"	LTL	5 per carton- 30.25" x 23.25" x 41.25" - 17.1CF
Height	31"	UPS	1 per carton- 23.5" x 21.5" x 39.5" - 11.6CF
Seat	1.5" x 16.5" W x 16.5" D		
Seat H	17.5"		*Cartons may be broken with no fee
Back	17.25" W x 12" H		*All pricing is FOB, Louisville, KY
Arm Top	26"		

DIMENSIONS		SHIPPING INFORMATION	
Width	19"	Weight	13 lbs
Depth	23"	LTL	6 per carton- 30.25" x 23.25" x 41.25" - 17.1CF
Height	31"	UPS	2 per carton- 23.5" x 21.5" x 39.5" - 11.6CF
Seat	2" x 16.5" W x 16.5" D		
Seat H	17.5"		*Cartons may be broken with no fee
Back	17.25" W x 12" H		*All pricing is FOB, Louisville, KY

DIMENSIONS		SHIPPING INFORMATION	
Width	23"	Weight	15 lbs
Depth	23"	LTL	5 per carton- 30.25" x 23.25" x 41.25" - 17.1CF
Height	31"	UPS	1 per carton- 23.5" x 21.5" x 39.5" - 11.6CF
Seat	2" x 16.5" W x 16.5" D		
Seat H	17.5"		*Cartons may be broken with no fee
Back	17.25" W x 12" H		*All pricing is FOB, Louisville, KY
Arm Top	26"		

**Upholstery:**

See page 102 for KFI Vinyl's and Fabrics  
See pages 103-112 for all Graded options

COM (Customers Own Material)- 1yd per chair  
\* Use Grade 2 pricing

CAL133- Call for pricing

**Additional Options:**

Elastic book pocket - Add \$12/chair

Wire ganging - Add \$17/chair- (50 min)

**Accessories:**

Chair Dolly



Model	Weight	List Price
DLY-300	8 lbs	\$179

Shipping Dimensions: 25.8" x 21.8" x 17"  
Stacks 12 High

**Specifications and Features:**

- 5/8" round tube frame- 18 gauge
- 1.5" contoured seat- 310 & 311
- 2" contoured seat 320 & 321
- 5/8" round tube stretcher bars- 18 gauge
- 100% virgin polyurethane foam-CAL TB 117
- Natural non-marring nylon glides



SIN# 711-19

**KFI**  
www.kfiseating.com  
800-457-5073

# 400 SERIES - Stacking

Available with Upholstered Seat & Back ; Available with or without arms


Frame Options: (CH) Bright Chrome, (SB) Sandtex Black, (SV) Silver Vein & (TM) Textured Mocha


Lead-Time: 5 Days: 410/411/420/421: - **Vinyl:** 9301 (Navy), 9202 (Black), 9602 (Port), 9402 (Light Grey), 9106 (Brown) ;


**Grade 1 Fabric:** 1201 (Cabernet), 1303 (Denim), 1501 (Grey), 1102 (Brown), 1304 (Navy), 1504 (Black)





All others 2 -3 Weeks


Armless-1" Seat	Seat & Back Type	Frame	Model	KFI Upholstery				Grade in Fabric / Vinyls							
				V	G1	G2	G3	A	B	C	D	E	F	G	H
	Upholstered 1" Seat	CH	<b>410-</b>	\$123	\$132	\$148	\$148	\$186	\$200	\$214	\$228	\$242	\$256	\$270	\$284
		SB, SV, TM	<b>410-</b>	\$139	\$148	\$164	\$164	\$202	\$216	\$230	\$244	\$258	\$272	\$286	\$300

Arms-1" Seat	Seat & Back Type	Frame	Model	KFI Upholstery				Grade in Fabric / Vinyls							
				V	G1	G2	G3	A	B	C	D	E	F	G	H
	Upholstered 1" Seat	CH	<b>411-</b>	\$137	\$148	\$162	\$162	\$200	\$214	\$228	\$242	\$256	\$270	\$284	\$298
		SB, SV, TM	<b>411-</b>	\$153	\$164	\$178	\$178	\$216	\$230	\$244	\$258	\$272	\$286	\$300	\$314

Armless-2" Seat	Seat & Back Type	Frame	Model	KFI Upholstery				Grade in Fabric / Vinyls							
				V	G1	G2	G3	A	B	C	D	E	F	G	H
	Upholstered 2" Seat	CH	<b>420-</b>	\$135	\$145	\$161	\$161	\$199	\$213	\$227	\$241	\$255	\$269	\$283	\$297
		SB, SV, TM	<b>420-</b>	\$151	\$161	\$177	\$177	\$215	\$229	\$243	\$257	\$271	\$285	\$299	\$313

Arms-2" Seat	Seat & Back Type	Frame	Model	KFI Upholstery				Grade in Fabric / Vinyls							
				V	G1	G2	G3	A	B	C	D	E	F	G	H
	Upholstered 2" Seat	CH	<b>421-</b>	\$150	\$160	\$175	\$175	\$213	\$227	\$241	\$255	\$269	\$283	\$297	\$311
		SB, SV, TM	<b>421-</b>	\$166	\$176	\$191	\$191	\$229	\$243	\$257	\$271	\$285	\$299	\$313	\$327

Armless-3" Seat	Seat & Back Type	Frame	Model	KFI Upholstery				Grade in Fabric / Vinyls							
				V	G1	G2	G3	A	B	C	D	E	F	G	H
	Upholstered 3" Seat	CH	<b>430-</b>	\$152	\$161	\$171	\$171	\$209	\$223	\$237	\$251	\$265	\$279	\$293	\$307
		SB, SV, TM	<b>430-</b>	\$168	\$177	\$187	\$187	\$225	\$239	\$253	\$267	\$281	\$295	\$309	\$323

Arms-3" Seat	Seat & Back Type	Frame	Model	KFI Upholstery				Grade in Fabric / Vinyls							
				V	G1	G2	G3	A	B	C	D	E	F	G	H
	Upholstered 3" Seat	CH	<b>431-</b>	\$168	\$175	\$189	\$189	\$227	\$238	\$252	\$266	\$280	\$294	\$308	\$322
		SB, SV, TM	<b>431-</b>	\$184	\$191	\$205	\$205	\$243	\$257	\$271	\$285	\$299	\$313	\$327	\$336



To Order: \_\_\_\_\_ - \_\_\_\_\_ - \_\_\_\_\_

**Example**

Model #      Frame      Upholstery  
                  Color      Color

Upholstered:      410-SV-9602

DIMENSIONS		SHIPPING INFORMATION	
Width	19.75"	Weight	15.7 lbs
Depth	22"	LTL	6 per carton- 24.50" x 23" x 53.75" - 17.5CF
Height	33"	UPS	2 per carton- 23.5" x 21.5" x 39.5" - 11.6CF
Seat	1" x 16" W x 16" D		
Seat H	17.5"		*Cartons may be broken with no fee
Back	16" W x 16" H		*All pricing is FOB, Louisville, KY
DIMENSIONS		SHIPPING INFORMATION	
Width	20.75"	Weight	16.3 lbs
Depth	22"	LTL	6 per carton- 24.50" x 23" x 53.75" - 17.5CF
Height	33"	UPS	2 per carton- 23.5" x 21.5" x 39.5" - 11.6CF
Seat	1" x 16" W x 16" D		
Seat H	17.5"		*Cartons may be broken with no fee
Back	16" W x 16" H		*All pricing is FOB, Louisville, KY
Arm Top	25.75"		
DIMENSIONS		SHIPPING INFORMATION	
Width	19.75"	Weight	17.1 lbs
Depth	22"	LTL	5 per carton- 24.50" x 23" x 53.75" - 17.5CF
Height	33"	UPS	2 per carton- 23.5" x 21.5" x 39.5" - 11.6CF
Seat	2" x 16" W x 16" D		
Seat H	17.5"		*Cartons may be broken with no fee
Back	16" W x 16" H		*All pricing is FOB, Louisville, KY
DIMENSIONS		SHIPPING INFORMATION	
Width	20.75"	Weight	17.7 lbs
Depth	22"	LTL	5 per carton- 24.50" x 23" x 53.75" - 17.5CF
Height	33"	UPS	2 per carton- 23.5" x 21.5" x 39.5" - 11.6CF
Seat	2" x 16" W x 16" D		
Seat H	17.5"		*Cartons may be broken with no fee
Back	16" W x 16" H		*All pricing is FOB, Louisville, KY
Arm Top	25.75"		
DIMENSIONS		SHIPPING INFORMATION	
Width	19.75"	Weight	17.5 lbs
Depth	22"	LTL	4 per carton- 24.50" x 23" x 53.75" - 17.5CF
Height	33"	UPS	2 per carton- 23.5" x 21.5" x 39.5" - 11.6CF
Seat	3" x 16" W x 16" D		
Seat H	17.5"		*Cartons may be broken with no fee
Back	16" W x 16" H		*All pricing is FOB, Louisville, KY
DIMENSIONS		SHIPPING INFORMATION	
Width	20.75"	Weight	18.1 lbs
Depth	22"	LTL	4 per carton- 24.50" x 23" x 53.75" - 17.5CF
Height	33"	UPS	2 per carton- 23.5" x 21.5" x 39.5" - 11.6CF
Seat	1" x 16" W x 16" D		
Seat H	17.5"		*Cartons may be broken with no fee
Back	16" W x 16" H		*All pricing is FOB, Louisville, KY
Arm Top	25.75"		

**Upholstery:**

See page 102 for KFI Vinyl's and Fabrics  
See pages 103-112 for all Graded options

COM (Customers Own Material)- 1yd per chair  
\* Use Grade 2 pricing

CAL133- Call for pricing

**Additional Options:**

Elastic book pocket - Add \$12/chair  
400 Underseat BookRack - Add \$58/chair (50 min)  
(WG) Wire ganging - Add \$18/chair (50 min)

Wood Arms Standard- Black Poly arms available-  
please specify- no additional charge

**Accessories:**

Chair Dolly:



Model	Weight	List Price
DLY-UNV	16 lbs	\$191
DLY-TRK	28lbs	\$399

DLY-UNV-Shipping Dimensions: 24" x 24" x 5"  
DLY-TRK- Shipping Dimensions: 23" x 15" x 49"  
Stacks 10-12 High

**Specifications and Features:**

3/4" square tube frame- 18 gauge  
5/8" square tube stretcher bars- 18 gauge  
Twenty point welds - side chair  
Twenty-eight point welds - arm chair  
100% virgin polyurethane foam-CAL TB 117  
Black polyethylene glides



SIN# 711-19

**KFI**  
www.kfiseating.com  
800-457-5073

# 500 & 800 SERIES - Stacking

Available with Upholstered Seat & Back

Frames: (BK) Black, (GD) Gold Matte, (SV) Silver Vein, (TM) Textured Mocha, (CH) Bright Chrome




Lead-Time:


**520 & 820 (Ships in 5 Days) : Vinyl:** 9301 (Navy), 9202 (Black), 9602 (Port), 9402 (Light Grey), 9106 (Brown)


**Grade 1 Fabric:** 1201 (Cabernet), 1303 (Denim), 1501 (Grey), 1102 (Brown), 1304 (Navy), 1504 (Black)

All others 2-3 weeks


## 500 SERIES


1.5" Dome Seat	Seat & Back Type	Frame	Model	KFI Upholstery				Grade in Fabric / Vinyls							
				V	G1	G2	G3	A	B	C	D	E	F	G	H
	Upholstered <b>1.5" Seat</b>	BK, GD, SV, TM,	<b>510-</b>	\$105	\$110	\$122	\$122	\$160	\$171	\$185	\$199	\$213	\$227	\$241	\$255
		CH	<b>510-</b>	\$134	\$139	\$151	\$151	\$189	\$200	\$214	\$228	\$242	\$256	\$270	\$284

2" Seat	Seat & Back Type	Frame	Model	KFI Upholstery				Grade in Fabric / Vinyls							
				V	G1	G2	G3	A	B	C	D	E	F	G	H
	Upholstered <b>2" Seat</b>	BK, GD, SV, TM,	<b>520-</b>	\$109	\$115	\$129	\$129	\$167	\$178	\$192	\$206	\$220	\$234	\$248	\$262
		CH	<b>520-</b>	\$138	\$144	\$158	\$158	\$169	\$207	\$221	\$235	\$249	\$263	\$277	\$291

3" Seat	Seat & Back Type	Frame	Model	KFI Upholstery				Grade in Fabric / Vinyls							
				V	G1	G2	G3	A	B	C	D	E	F	G	H
	Upholstered <b>3" Seat</b>	BK, GD, SV, TM,	<b>530-</b>	\$118	\$126	\$137	\$137	\$175	\$186	\$200	\$214	\$228	\$242	\$256	\$270
		CH	<b>530-</b>	\$147	\$155	\$166	\$166	\$204	\$215	\$229	\$243	\$257	\$271	\$285	\$299

## 800 SERIES

1.5" Dome Seat	Seat & Back Type	Frame	Model	KFI Upholstery				Grade in Fabric / Vinyls							
				V	G1	G2	G3	A	B	C	D	E	F	G	H
	Upholstered <b>1.5" Seat</b>	BK, GD, SV, TM,	<b>810-</b>	\$93	\$100	\$114	\$114	\$152	\$166	\$180	\$194	\$208	\$222	\$236	\$250
		CH	<b>810-</b>	\$122	\$129	\$143	\$143	\$181	\$195	\$209	\$223	\$237	\$251	\$265	\$279

2" Seat	Seat & Back Type	Frame	Model	KFI Upholstery				Grade in Fabric / Vinyls							
				V	G1	G2	G3	A	B	C	D	E	F	G	H
	Upholstered <b>2" Seat</b>	BK, GD, SV, TM,	<b>820-</b>	\$105	\$112	\$125	\$125	\$163	\$174	\$188	\$202	\$216	\$230	\$244	\$258
		CH	<b>820-</b>	\$134	\$141	\$154	\$154	\$192	\$203	\$217	\$231	\$245	\$259	\$273	\$287

To Order: \_\_\_\_\_ - \_\_\_\_\_ - \_\_\_\_\_

Model #      Frame      Upholstery  
Color      Color      Color

**Example**

Upholstered:      520-CH-2902

DIMENSIONS		SHIPPING INFORMATION	
Width	17.5"	Weight	15 lbs
Depth	22"	LTL	6 per carton- 24.5" x 23" x 53.75"-17.5 CF
Height	36"	UPS	2 per carton- 23.5" x 21.5" x 39.5" - 11.6 CF
Seat	1.5" x 16" W x 16" D		
Seat H	17.25"		* Cartons may be broken with no fee
Back	15" W x 14" H		* All pricing is FOB, Louisville, KY

DIMENSIONS		SHIPPING INFORMATION	
Width	17.5"	Weight	15 lbs
Depth	22"	LTL	6 per carton- 24.5" x 23" x 53.75"-17.5 CF
Height	36"	UPS	2 per carton- 23.5" x 21.5" x 39.5" - 11.6 CF
Seat	2" x 16" W x 16" D		
Seat H	18.25"		* Cartons may be broken with no fee
Back	15" W x 14" H		* All pricing is FOB, Louisville, KY

DIMENSIONS		SHIPPING INFORMATION	
Width	17.5"	Weight	15.2 lbs
Depth	22"	LTL	6 per carton- 24.5" x 23" x 53.75"-17.5 CF
Height	36"	UPS	2 per carton- 23.5" x 21.5" x 39.5" - 11.6 CF
Seat	3" x 16" W x 16" D		
Seat H	19.25"		* Cartons may be broken with no fee
Back	15" W x 14" H		* All pricing is FOB, Louisville, KY

DIMENSIONS		SHIPPING INFORMATION	
Width	17.5"	Weight	13 lbs
Depth	22"	LTL	6 per carton- 24.5" x 23" x 53.75"-17.5 CF
Height	33"	UPS	2 per carton- 23.5" x 21.5" x 39.5" - 11.6 CF
Seat	1.5" x 15.5" W x 17" D		
Seat H	18"		* Cartons may be broken with no fee
Back	12.25" W x 12.25" H		* All pricing is FOB, Louisville, KY

DIMENSIONS		SHIPPING INFORMATION	
Width	17.5"	Weight	13.2 lbs
Depth	22"	LTL	6 per carton- 24.5" x 23" x 53.75"-17.5 CF
Height	33"	UPS	2 per carton- 23.5" x 21.5" x 39.5" - 11.6 CF
Seat	2" x 15.5" W x 17" D		
Seat H	18.5"		* Cartons may be broken with no fee
Back	12.25" W x 12.25" H		* All pricing is FOB, Louisville, KY

**Upholstery:**

See page 102 for KFI Vinyl's and Fabrics  
See pages 103-112 for all Graded options

COM (Customers Own Material)- 1yd per chair  
\* Use Grade 2 pricing

CAL133- Call for pricing

**Additional Option**

**Stainless Steel Glides - \$13/set of 4**

Ganging -  
Add \$5 / Chair - (50 Min) 12 week lead-time

**Accessories:**

Chair Dolly:



Model	Weight	List Price
DLY-UNV	16 lbs	\$191
DLY-TRK	28lbs	\$399

DLY-UNV-Shipping Dimensions: 24" x 24" x 5"  
DLY-TRK- Shipping Dimensions: 23" x 15" x 49"  
Stacks 10-12 High

**Specifications and Features:**

- 13/16" square tube frame- 18 gauge
- Ten point welds
- 5/8" square tube stretcher bars- 18 gauge
- Stacking side bars
- Rear leg bars
- 100% virgin polyurethane foam-CAL TB117
- Black polyethylene Bumpers
- Rocker Glides
- ANSI-BIMFA tested



SIN# 711-19

**KFI**  
www.kfiseating.com  
800-457-5073

# 1000 SERIES - Specialty Furniture


Available with Upholstered Seat & Back


Available with or without arms


(SB) Sandtex Black, (SV) Silver Vein frame option


Lead-Time: 2 - 3 Weeks





2" Front Roll Seat	Seat & Back Type	Frame	Model	KFI Upholstery				Grade in Fabric / Vinyls							
				V	G1	G2	G3	A	B	C	D	E	F	G	H
	Upholstered 2" Seat	SB or SV	<b>FR1020-</b>	\$156	\$161	\$171	\$171	\$216	\$233	\$250	\$267	\$284	\$301	\$318	\$335

2" Front Roll with Arms	Seat & Back Type	Frame	Model	KFI Upholstery				Grade in Fabric / Vinyls							
				V	G1	G2	G3	A	B	C	D	E	F	G	H
	Upholstered 2" Seat	SB or SV	<b>FR1021-</b>	\$200	\$207	\$217	\$217	\$262	\$279	\$296	\$313	\$330	\$347	\$364	\$381

3" Front Roll Seat	Seat & Back Type	Frame	Model	KFI Upholstery				Grade in Fabric / Vinyls							
				V	G1	G2	G3	A	B	C	D	E	F	G	H
	Upholstered 3" Seat	SB or SV	<b>FR1030-</b>	\$168	\$176	\$188	\$188	\$233	\$250	\$267	\$284	\$301	\$318	\$335	\$352

2" Seat-Wing Back	Seat & Back Type	Frame	Model	KFI Upholstery				Grade in Fabric / Vinyls							
				V	G1	G2	G3	A	B	C	D	E	F	G	H
	Upholstered 2" Seat	SB or SV	<b>WB1020-</b>	\$165	\$173	\$184	\$184	\$225	\$242	\$258	\$275	\$290	\$311	\$327	\$346

3" Seat-Wing Back	Seat & Back Type	Frame	Model	KFI Upholstery				Grade in Fabric / Vinyls							
				V	G1	G2	G3	A	B	C	D	E	F	G	H
	Upholstered 3" Seat	SB or SV	<b>WB1030-</b>	\$177	\$185	\$197	\$197	\$242	\$259	\$276	\$293	\$310	\$327	\$344	\$361

Kneeler	Seat & Back Type	Frame	Model	KFI Upholstery				Grade in Fabric / Vinyls							
				V	G1	G2	G3	A	B	C	D	E	F	G	H
	Upholstered 1" Padded	SB or SV	<b>Kneeler-</b>	\$107	\$110	\$113	\$113	\$141	\$148	\$155	\$162	\$169	\$176	\$183	\$192

To Order: \_\_\_\_\_ - \_\_\_\_\_ - \_\_\_\_\_

Model #      Frame Color      Upholstery Color

**Examples**

Upholstered:      FR1020- SB-1302

**DIMENSIONS**

Width 19"  
 Depth 23"  
 Height 34"  
 Seat 2" x 17.5" W x 16.5" D  
 Seat H 18"  
 Back 16" W x 17" H

**SHIPPING INFORMATION**

Weight 17 lbs  
 LTL 4 per carton- 30.5" x 21.5" x 51.25"- 19.3 CF  
 UPS 2 per carton- 23.5" x 21.5" x 39.5" - 11.6 CF  
 \*Cartons may be broken with no fee  
 \*All pricing is FOB, Louisville, KY

**DIMENSIONS**

Width 25.75"  
 Depth 24"  
 Height 34"  
 Seat 2" x 17.5" W x 16.5" D  
 Seat H 19"  
 Back 16" W x 18" H  
 Arms 22" width between arms

**SHIPPING INFORMATION**

Weight 18.5 lbs  
 LTL 2 per carton- 30.5" x 21.5" x 51.25"- 19.3 CF  
 UPS 1 per carton- 23.5" x 21.5" x 39.5" - 11.6 CF  
 \*Cartons may be broken with no fee  
 \*All pricing is FOB, Louisville, KY

**DIMENSIONS**

Width 18"  
 Depth 23"  
 Height 34"  
 Seat 2" x 17.5" W x 16.5" D  
 Seat H 18"  
 Back 16" W x 17" H

**SHIPPING INFORMATION**

Weight 17 lbs  
 LTL 4 per carton- 30.5" x 21.5" x 51.25"- 19.3 CF  
 UPS 1 per carton- 23.5" x 21.5" x 39.5" - 11.6 CF  
 \*Cartons may be broken with no fee  
 \*All pricing is FOB, Louisville, KY

**DIMENSIONS**

Width 18"  
 Depth 23"  
 Height 34"  
 Seat 2" x 19" W x 16.75" D  
 Seat H 18"  
 Back 16" W x 20" H

**SHIPPING INFORMATION**

Weight 17.5 lbs  
 LTL 4 per carton- 30.5" x 21.5" x 51.25"- 19.3 CF  
 UPS 2 per carton- 23.5" x 21.5" x 39.5" - 11.6 CF  
 \*Cartons may be broken with no fee  
 \*All pricing is FOB, Louisville, KY

**DIMENSIONS**

Width 18"  
 Depth 23"  
 Height 34"  
 Seat 2" x 19" W x 16.75" D  
 Seat H 18"  
 Back 16" W x 20" H

**SHIPPING INFORMATION**

Weight 18 lbs  
 LTL 4 per carton- 30.5" x 21.5" x 51.25"- 19.3 CF  
 UPS 1 per carton- 23.5" x 21.5" x 39.5" - 11.6 CF  
 \*Cartons may be broken with no fee  
 \*All pricing is FOB, Louisville, KY

Width 17.25"  
 Depth 7.25"

Weight 5.5 lbs  
 LTL 6 per carton- 17" x 21.75" x 25.75"- 5.5 CF  
 UPS 6 per carton- 17" x 21.75" x 25.75"- 5.5 CF

\*Cartons may be broken with no fee  
 \*All pricing is FOB, Louisville, KY

**Upholstery:**

See page 102 for KFI Vinyl's and Fabrics  
 See pages 103-112 for all Graded options

COM (Customers Own Material)- 1.5 yd per chair  
 \* Use Grade 2 pricing

CAL133- Call for pricing

**Additional Options:**

- 1-Elastic book pocket - Add \$12/chair
- 2-Permanent Underseat Book Rack - Add \$47/chair (50 min)
- 3-Ganging-Armless Chairs: Add \$36/chair (50min)
- 4-Card Pocket - Add \$9/chair

**5-Special Order Frame Colors:**

Armless Chairs - Add \$36/chair (50 Min)  
 FR1021 - Add \$72/chair (50 Min)  
 Add \$73 (net) set up fee for orders less than 50

**Accessories:**

Chair Dolly:



Model	Weight	List Price
DLY-UNV	16 lbs	\$191
DLY-TRK	28lbs	\$399

DLY-UNV-Shipping Dimensions: 24" x 24" x 5"  
 DLY-TRK- Shipping Dimensions: 23" x 15" x 49"  
 Stacks 6-8 High

**Specifications and Features:**

- 1" Square tube frame- 18 gauge
- 3/4" square tube stretcher bars- 18 gauge
- Twenty point welds
- 100% virgin polyurethane foam-CAL TB 117
- Black polyethylene glides
- ANSI-BIMFA tested



SIN# 711-18

**KFI STACK CHAIR LIMITED WARRANTY.**

See page 22 for KFI 1000 Series Frame Lifetime Warranty.

**KFI**  
 www.kfiseating.com  
 800-457-5073

# CM1020, HWC1030 & HWCR1030 SERIES - Specialty Furniture





Available with Upholstered Seat & Back


Armless


\*(SB) Sandtex Black, (SV) Silver Vein frame option

Lead-Time: 2 - 3 Weeks

Choir/Musicians	Seat & Back Type	Frame	Model	KFI Upholstery				Grade in Fabric / Vinyls							
				V	G1	G2	G3	A	B	C	D	E	F	G	H
	Upholstered <b>2" Seat</b>	SB	<b>CM1020-</b>	\$200	\$205	\$215	\$215	\$260	\$277	\$294	\$311	\$328	\$345	\$362	\$379

3" Waterfall Seat	Seat & Back Type	Frame	Model	KFI Upholstery				Grade in Fabric / Vinyls							
				V	G1	G2	G3	A	B	C	D	E	F	G	H
	Upholstered <b>3" Seat</b>	SB or SV	<b>HWC1030-</b>	NA	\$180	\$185	\$185	\$245	\$268	\$291	\$314	\$337	\$360	\$383	\$406
<b>Permanent ganging included</b>				<b>Weight Tested to hold 400 lbs</b>											

3" Front Roll Seat	Seat & Back Type	Frame	Model	KFI Upholstery				Grade in Fabric / Vinyls							
				V	G1	G2	G3	A	B	C	D	E	F	G	H
	Upholstered <b>3" Seat</b>	SB or SV	<b>HWCR1030-</b>	NA	\$198	\$201	\$201	\$261	\$284	\$307	\$330	\$353	\$376	\$399	\$422
<b>Permanent ganging included</b>				<b>Weight Tested to hold 400 lbs</b>											

Kneeler	Type	Frame	Model	KFI Upholstery				Grade in Fabric / Vinyls							
				V	G1	G2	G3	A	B	C	D	E	F	G	H
	Upholstered 1" Padded	SB or SV	<b>Kneeler-</b>	NA	\$110	\$113	\$113	\$141	\$148	\$155	\$162	\$169	\$176	\$183	\$192

To Order: \_\_\_\_\_ - \_\_\_\_\_ - \_\_\_\_\_

Model #      Frame    Upholstery  
                  Color    Color

**Examples**

Upholstered:                    CM1020-SB-2902

**DIMENSIONS**

Width    19"  
Depth    22.5"  
Height    34"  
Seat      2" x 17.5" W x 16.5" D  
Seat H    19"  
Back      16" W x 18" H

**SHIPPING INFORMATION**

Weight    17 lbs  
LTL        4 per carton-30.25" x 21.25" x 51.25"- 19.3 CF  
UPS        2 per carton-23.5" x 21.5" x 39.5" - 11.6CF  
  
\*Cartons may be broken with no fee  
\*All pricing is FOB, Louisville, KY



SIN# 711-18

**DIMENSIONS**

Width    20.5"  
Depth    26.75"  
Height    35.5"  
Seat      3" x 19.5" W x 15.5" D  
Seat H    17.5"  
Back      1.5" x 19.5" W x 20.5"

**SHIPPING INFORMATION**

Weight    23 lbs  
LTL        4 per carton- 30.25" x 21.5" x 51.25"- 19.3 CF  
UPS        1 per carton- 23.5" x 21.5" x 39.5" - 11.6 CF  
  
\*Cartons may be broken with no fee  
\*All pricing is FOB, Louisville, KY

**DIMENSIONS**

Width    20.5"  
Depth    26.75"  
Height    3.5"  
Seat      3" x 19.5" W x 15.5" D  
Seat H    17.5"  
Back      1.5" x 19.5" W x 20.5"

**SHIPPING INFORMATION**

Weight    23 lbs  
LTL        4 per carton- 30.25" x 21.5" x 51.25"- 19.3 CF  
UPS        1 per carton- 23.5" x 21.5" x 39.5" - 11.6 CF  
  
\*Cartons may be broken with no fee  
\*All pricing is FOB, Louisville, KY

**DIMENSIONS**

Width    17.25"  
Depth    7.25"

**SHIPPING INFORMATION**

Weight    5.5 lbs  
LTL        6 per carton- 17" x 21.75" x 25.75"- 5.5 CF  
UPS        6 per carton- 17" x 21.75" x 25.75"- 5.5 CF  
  
\*Cartons may be broken with no fee  
\*All pricing is FOB, Louisville, KY



SIN# 711-18  
HWC1030, HWC1030 &  
Kneeler

**Upholstery:**

See page 102 for KFI Vinyl's and Fabrics  
See pages 103-112 for all Graded options

COM (Customers Own Material)- 1.5 yd per chair  
\* Use Grade 2 pricing

CAL133- Call for pricing

**Additional Options:**

1-Elastic book pocket - Add \$12/chair  
2-Card Pocket - Add \$9/chair

**CM1020 Only**

1 - Underseat Book Rack -  
Add \$47/chair (50 min)  
2 - Ganging: Add \$36/chair (50 min)

**HWC1030 & HWC1030 Only**

1 - Permanent Underseat Book Rack -  
Add \$67/chair (50 min)  
2 - Removable Book Rack - Add \$10/chair

**Special Order Frame Colors:**

CM1020 - Add \$36/chair (50 Min)  
HWC & HWC1030 - Add \$41/chair (50 Min)  
Add \$75 (net) set up fee for orders less than 50

**Accessories:**

Chair Dolly:



Model	Weight	List Price
DLY-UNV	16 lbs	\$191
DLY-TRK	28lbs	\$399

DLY-UNV-Shipping Dimensions: 24" x 24" x 5"  
DLY-TRK- Shipping Dimensions: 23" x 15" x 49"  
Stacks 6-8 High

**Specifications and Features:**

1" square tube frame- 18 gauge  
3/4" square tube stretcher bars- 18 gauge  
Twenty point welds - CM1020  
Twelve point welds  
Twenty-eight point welds - arm chair  
100% virgin polyurethane foam-CAL TB 117  
Black polyethylene glides  
ANSI-BIMFA tested for 400 lbs

**KFI**  
www.kfiseating.com  
800-457-5073

# HTB1040 & HTB1041 SERIES - Oversized Seating- Holds 500 lbs





Available with Upholstered Seat & Back


Available with or without arms, glides, casters

(SB) Sandtex Black, (SV) Silver Vein frame option

Lead-Time: 2 - 3 Weeks

Armless-3.5" Seat	Seat & Back Type	Frame	Model	KFI Upholstery				Grade in Fabric / Vinyls							
				V	G1	G2	G3	A	B	C	D	E	F	G	H
	Upholstered <b>3.5" Seat</b>	SB or SV	<b>HTB1040-</b>	NA	\$207	\$212	\$212	\$272	\$295	\$318	\$341	\$364	\$387	\$410	\$433
<p><b>Permanent ganging included</b></p> <p><b>Weight Tested to hold 500 lbs</b></p>															

Arms-3.5" Seat	Seat & Back Type	Frame	Model	KFI Upholstery				Grade in Fabric / Vinyls							
				V	G1	G2	G3	A	B	C	D	E	F	G	H
	Upholstered <b>3.5" Seat</b>	SB or SV	<b>HTB1041-</b>	NA	\$238	\$243	\$243	\$303	\$326	\$349	\$372	\$395	\$418	\$441	\$464
<p><b>Weight Tested to hold 500 lbs</b></p>															

Front Caster - 3.5" Seat	Seat & Back Type	Frame	Model	KFI Upholstery				Grade in Fabric / Vinyls							
				V	G1	G2	G3	A	B	C	D	E	F	G	H
	Upholstered <b>3.5" Seat</b>	SB or SV	<b>HTB1041-CS</b>	NA	\$430	\$438	\$438	\$498	\$521	\$544	\$567	\$590	\$613	\$636	\$659
<p><b>Weight Tested to hold 300 lbs</b></p>															



To Order: \_\_\_\_\_ - \_\_\_\_\_ - \_\_\_\_\_

Model #      Frame    Upholstery  
                  Color    Color

**Examples**

Upholstered:                      HTB1041-SV-9602

**DIMENSIONS**

Width    21"  
Depth    25"  
Height   35.5"  
Seat      3.5" x 21" W x 15" D  
Seat H    18"  
Back      20.5" W x 19.5" H

**SHIPPING INFORMATION**

Weight    23 lbs  
LTL        4 per carton-30.25" x 21.25" x 51.25"- 19.3 CF  
UPS        1 per carton-23.5" x 21.5" x 39.5" - 11.6 CF  
  
\* Cartons may be broken with no fee  
\* All pricing is FOB, Louisville, KY

**DIMENSIONS**

Width    25.5"  
Depth    25"  
Height   35.5"  
Seat      3.5" x 21" W x 15" D  
Seat H    18"  
Back      20.5" W x 19.5" H  
Arm H     25"  
Arms      22" distance between arms

**SHIPPING INFORMATION**

Weight    23 lbs  
LTL        2 per carton-30.25" x 23.25" x 41.25"- 16.8 CF  
  
\* Does not ship UPS  
\* All pricing is FOB, Louisville, KY

**DIMENSIONS**

Width    25.5"  
Depth    25"  
Height   35.5"  
Seat      3.5" x 21" W x 15" D  
Seat H    18"  
Back      20.5" W x 19.5" H  
Arm H     25"  
Arms      22" distance between arms

**SHIPPING INFORMATION**

Weight    23 lbs  
LTL        2 per carton- 30.25" x 23.25" x 41.25"- 16.8 CF  
  
\* Does not ship UPS  
\* All pricing is FOB, Louisville, KY

**Upholstery:**

See page 102 for KFI Vinyl's and Fabrics  
See pages 103-112 for all Graded options

COM (Customers Own Material)- 1.5 yd per chair  
\* Use Grade 2 pricing

CAL133- Call for pricing

**Additional Options:**

- 1 - Ganging - Standard on HTB1040
- 2 - Elastic book pocket - Add \$12/chair
- 3 - Removable book Rack - Add \$10/chair
- 4 - Permanent Underseat Book Rack- Add \$67/chair (50 min)

**Accessories:**

Chair Dolly:



Model	Weight	List Price
DLY-UNV	16 lbs	\$191
DLY-TRK	28lbs	\$399

DLY-UNV-Shipping Dimensions: 24" x 24" x 5"  
DLY-TRK- Shipping Dimensions: 23" x 15" x 49"  
Stacks 4-5 High - HTB1041-CS does not stack

**Specifications and Features:**

- 1" square tube frame- 18 gauge
- 3/4" square tube stretcher bars- 18 gauge
- Twelve point welds
- 100% virgin polyurethane foam-CAL TB 117
- Black polyethylene glides
- Lumbar support

**ANSI-BIMFA tested to hold 500lbs**



SIN# 711-18

**KFI STACK CHAIR LIMITED WARRANTY.**  
See page 22 for KFI 1000 Series Frame Lifetime Warranty.

**KFI**  
www.kfiseating.com  
800-457-5073

# 1100 SERIES - Specialty Furniture

Available with Wood Seat & Back in Natural or Cherry Stains




Armless, glides

(NA) Natural & (BK) Black frame options

Lead-Time: 2-3 Days (AD1100-NA)

All others 2 - 3 Weeks



All Natural	Seat & Back Type	Frame	Model	KFI List Price
	Wood  * All Natural	NA	<b>AD1100-NA</b>	\$258
Black and Cherry	Seat & Back Type	Frame	Model	KFI List Price
	Wood  * Black Frame / Cherry Seat and Back	CY	<b>AD1100BK-CY</b>	\$258
Black and Natural	Seat & Back Type	Frame	Model	KFI List Price
	Wood  * Black Frame / Natural Seat and Back	NA	<b>AD1100BK-NA</b>	\$258

To Order: \_\_\_\_\_ - \_\_\_\_\_ - \_\_\_\_\_

**Examples**

Model #      Frame      Seat & Back or Upholstery  
 Color      Color      Color

Wood:      AD100BK-CY

**Specifications and Features:**

- 1.25" Molded laminated Beechwood frame
- Contoured Back
- Waterfall Seat for Comfort
- Front and back stretcher bars
- Natural Round polyester glides
- ANSI-BIFMA tested

**Accessories:**

Chair Dolly:



<u>Model</u>	<u>Weight</u>	<u>List Price</u>
DLY-UNV	16 lbs	\$191
DLY-TRK	28lbs	\$399

DLY-UNV-Shipping Dimensions: 24" x 24" x 5"  
 DLY-TRK- Shipping Dimensions: 23" x 15" x 49"  
 1100 Stacks 10 High

**DIMENSIONS**

**SHIPPING INFORMATION**

Width 19"  
 Depth 18.25"  
 Height 32"  
 Seat 16.25" W x 16" D  
 Seat H 18"

Weight 13.8 lbs  
 LTL 2 per carton- 19.25" x 22" x 37"- 9.1 CF  
 UPS 2 per carton- 19.25" x 22" x 37"- 9.1 CF

\*Cartons may be broken with no fee  
 \*All pricing is FOB, Louisville, KY

**DIMENSIONS**

**SHIPPING INFORMATION**

Width 19"  
 Depth 18.25"  
 Height 32"  
 Seat 16.25" W x 16" D  
 Seat H 18"

Weight 13.8 lbs  
 LTL 2 per carton- 19.25" x 22" x 37"- 9.1 CF  
 UPS 2 per carton- 19.25" x 22" x 37"- 9.1 CF

\*Cartons may be broken with no fee  
 \*All pricing is FOB, Louisville, KY

**DIMENSIONS**

**SHIPPING INFORMATION**

Width 19"  
 Depth 18.25"  
 Height 32"  
 Seat 16.25" W x 16" D  
 Seat H 18"

Weight 13.8 lbs  
 LTL 2 per carton- 19.25" x 22" x 37"- 9.1 CF  
 UPS 2 per carton- 19.25" x 22" x 37"- 9.1 CF

\*Cartons may be broken with no fee  
 \*All pricing is FOB, Louisville, KY



# 1400 SERIES - Stacking


Available with Upholstered Seat & Back


Available with or without arms


(CH) Bright Chrome, (SB) Sandtex Black, (SV) Silver Vein, (TM) Textured Mocha frame option


Lead-Time: (2-3 Weeks) for (CH) Chrome & (SB) Sandtex Black ; Special Order (50 min) (SV), (TM), and 1440 in (CH)





1" Seat - Armless	Seat & Back Type	Frame	Model	KFI Upholstery				Grade in Fabric / Vinyls							
				V	G1	G2	G3	A	B	C	D	E	F	G	H
	Upholstered	CH	<b>1410-</b>	\$189	\$197	\$212	\$212	\$250	\$264	\$278	\$292	\$306	\$320	\$334	\$348
	Upholstered	SB, SV, TM	<b>1410-</b>	\$195	\$203	\$218	\$218	\$256	\$270	\$284	\$298	\$312	\$326	\$340	\$354


1" Seat with Arms	Seat & Back Type	Frame	Model	KFI Upholstery				Grade in Fabric / Vinyls							
				V	G1	G2	G3	A	B	C	D	E	F	G	H
	Upholstered	CH	<b>1411-</b>	\$221	\$227	\$243	\$243	\$281	\$295	\$309	\$323	\$337	\$351	\$365	\$379
	Upholstered	SB, SV, TM	<b>1411-</b>	\$227	\$233	\$250	\$250	\$288	\$302	\$316	\$330	\$344	\$358	\$372	\$386

2" Seat - Armless	Seat & Back Type	Frame	Model	KFI Upholstery				Grade in Fabric / Vinyls							
				V	G1	G2	G3	A	B	C	D	E	F	G	H
	Upholstered	CH	<b>1420-</b>	\$202	\$210	\$225	\$225	\$263	\$277	\$291	\$305	\$319	\$333	\$347	\$361
	Upholstered	SB, SV, TM	<b>1420-</b>	\$208	\$216	\$231	\$231	\$269	\$283	\$297	\$311	\$325	\$339	\$353	\$367

2" Seat with Arms	Seat & Back Type	Frame	Model	KFI Upholstery				Grade in Fabric / Vinyls							
				V	G1	G2	G3	A	B	C	D	E	F	G	H
	Upholstered	CH	<b>1421-</b>	\$229	\$237	\$253	\$253	\$291	\$305	\$319	\$333	\$347	\$361	\$375	\$389
	Upholstered	SB, SV, TM	<b>1421-</b>	\$235	\$243	\$259	\$259	\$297	\$311	\$325	\$339	\$353	\$367	\$381	\$395

3" Seat - Armless	Seat & Back Type	Frame	Model	KFI Upholstery				Grade in Fabric / Vinyls							
				V	G1	G2	G3	A	B	C	D	E	F	G	H
	Upholstered	CH	<b>1430-</b>	\$211	\$219	\$235	\$235	\$273	\$287	\$301	\$315	\$329	\$343	\$357	\$371
	Upholstered	SB, SV, TM	<b>1430-</b>	\$217	\$225	\$241	\$241	\$279	\$293	\$307	\$321	\$335	\$349	\$363	\$377

3" Seat with Arms	Seat & Back Type	Frame	Model	KFI Upholstery				Grade in Fabric / Vinyls							
				V	G1	G2	G3	A	B	C	D	E	F	G	H
	Upholstered	CH	<b>1431-</b>	\$237	\$248	\$264	\$264	\$302	\$316	\$330	\$344	\$358	\$372	\$386	\$400
	Upholstered	SB, SV, TM	<b>1431-</b>	\$243	\$254	\$270	\$270	\$308	\$322	\$336	\$350	\$364	\$378	\$392	\$406

4" Seat - Armless	Seat & Back Type	Frame	Model	KFI Upholstery				Grade in Fabric / Vinyls							
				V	G1	G2	G3	A	B	C	D	E	F	G	H
	Upholstered	SB	<b>1440-</b>	\$206	\$213	\$227	\$227	\$265	\$279	\$293	\$307	\$321	\$335	\$349	\$363
	Upholstered	CH (50 min)	<b>1440-</b>	\$223	\$230	\$244	\$244	\$282	\$296	\$310	\$324	\$338	\$352	\$366	\$380

To Order: \_\_\_\_\_ - \_\_\_\_\_ - \_\_\_\_\_

Model #      Frame Color      Fabric Color

**Examples**

Upholstered:      1440-SB-1302

DIMENSIONS		SHIPPING INFORMATION	
Width	20.5"	Weight	17.7 lbs
Depth	23"	LTL	5 per carton- 24.5" x 23" x 53.75"- 19.1 CF
Height	33"	UPS	2 per carton- 23.5" x 21.5" x 39.5" - 11.6 CF
Seat	1" x 16" W x 16" D		
Seat H	18"		* Cartons may be broken with no fee
Back	0.75" x 16" W x 16" H		* All pricing is FOB, Louisville, KY
DIMENSIONS		SHIPPING INFORMATION	
Width	21.5"	Weight	19 lbs
Depth	23"	LTL	4 per carton- 24.5" x 23" x 53.75"- 19.1 CF
Height	33"	UPS	2 per carton- 23.5" x 21.5" x 39.5" - 11.6 CF
Seat	1" x 16" W x 16" D		
Seat H	18"		* Cartons may be broken with no fee
Back	0.75" x 16" W x 16" H		* All pricing is FOB, Louisville, KY
Arms	25.75" Top of arm to floor		
DIMENSIONS		SHIPPING INFORMATION	
Width	20.5"	Weight	19.9 lbs
Depth	23"	LTL	5 per carton- 24.5" x 23" x 53.75"- 19.1 CF
Height	33"	UPS	2 per carton- 23.5" x 21.5" x 39.5" - 11.6 CF
Seat	2" x 16" W x 16" D		
Seat H	18"		* Cartons may be broken with no fee
Back	0.75" x 16" W x 16" H		* All pricing is FOB, Louisville, KY
DIMENSIONS		SHIPPING INFORMATION	
Width	21.5"	Weight	205 lbs
Depth	23"	LTL	4 per carton- 24.5" x 23" x 53.75"- 19.1 CF
Height	33"	UPS	2 per carton- 23.5" x 21.5" x 39.5" - 11.6 CF
Seat	2" x 16" W x 16" D		
Seat H	18"		* Cartons may be broken with no fee
Back	0.75" x 16" W x 16" H		* All pricing is FOB, Louisville, KY
Arms	25.75" Top of arm to floor		
DIMENSIONS		SHIPPING INFORMATION	
Width	20.5"	Weight	19.9 lbs
Depth	23"	LTL	4 per carton- 24.5" x 23" x 53.75"- 19.1 CF
Height	33"	UPS	2 per carton- 23.5" x 21.5" x 39.5" - 11.6 CF
Seat	3" x 16" W x 16" D		
Seat H	18"		* Cartons may be broken with no fee
Back	0.75" x 16" W x 16" H		* All pricing is FOB, Louisville, KY
DIMENSIONS		SHIPPING INFORMATION	
Width	21.5"	Weight	20.5 lbs
Depth	23"	LTL	4 per carton- 24.5" x 23" x 53.75"- 19.1 CF
Height	33"	UPS	2 per carton- 23.5" x 21.5" x 39.5" - 11.6 CF
Seat	3" x 16" W x 16" D		
Seat H	18"		* Cartons may be broken with no fee
Back	0.75" x 16" W x 16" H		* All pricing is FOB, Louisville, KY
Arms	25.75" Top of arm to floor		
DIMENSIONS		SHIPPING INFORMATION	
Width	20.5"	Weight	20.5 lbs
Depth	23"	LTL	4 per carton- 24.5" x 23" x 53.75"- 19.1 CF
Height	33"	UPS	2 per carton- 23.5" x 21.5" x 39.5" - 11.6 CF
Seat	4" x 16" W x 16" D		
Seat H	18"		* Cartons may be broken with no fee
Back	0.75" x 16" W x 16" H		* All pricing is FOB, Louisville, KY

**Upholstery:**

See page 102 for KFI Vinyl's and Fabrics  
See pages 103-112 for all Graded options

COM (Customers Own Material)- 1 yd per chair  
\* Use Grade 2 pricing

CAL133- Call for pricing

**Additional Options:**

- 1 - Elastic book pocket - Add \$12/chair
- 2 - Wire ganging- Add \$19/chair 50 minimum
- 3 - Card Pocket - Add \$9/chair

**Specifications and Features:**

1" square tube frame- 18 gauge  
5/8" square tube stretcher bars- 18 gauge  
Twenty point welds - Side chairs  
Twenty-eight point welds - Arm chairs  
100% virgin polyurethane foam-CAL TB 117  
Black polyethylene glides  
ANSI-BIFMA Tested

**Accessories:**

Chair Dolly:



Model	Weight	List Price
DLY-UNV	16 lbs	\$191
DLY-TRK	28lbs	\$399

DLY-UNV-Shipping Dimensions: 24" x 24" x 5"  
DLY-TRK- Shipping Dimensions: 23" x 15" x 49"  
Stacks 10-12 High



SIN# 711-17

**KFI**  
www.kfiseating.com  
800-457-5073

# 1530 and 1635 SERIES - Stacking


Available with Upholstered Seat & Back


Available with or without arms


Frames- Choose from 22 different Powder-Coat Finishes \*\*See Below


Lead-Time: 4-5 weeks lead time (50 minimum)



3" Seat	Seat & Back Type	Frame	Model	KFI Upholstery				Grade in Fabric / Vinyls							
				V	G1	G2	G3	A	B	C	D	E	F	G	H
	Upholstered	SB, SW, SY SF, SE, SA, BK, BN, MA, BG, GD, AD, SV, CV, GV	<b>1530-</b>	NA	\$240	\$244	\$244	\$286	\$301	\$316	\$331	\$346	\$361	\$376	\$391
	Upholstered	TM, TY, NK GL, SS, GM, CH	<b>1530-</b>	NA	\$247	\$251	\$251	\$293	\$308	\$322	\$338	\$351	\$367	\$384	\$399

3" Seat with Arms	Seat & Back Type	Frame	Model	KFI Upholstery				Grade in Fabric / Vinyls							
				V	G1	G2	G3	A	B	C	D	E	F	G	H
	Upholstered	SB, SW, SY SF, SE, SA, BK, BN, MA, BG, GD, AD, SV, CV, GV	<b>1530-1-</b>	NA	\$356	\$361	\$361	\$403	\$418	\$433	\$448	\$463	\$478	\$493	\$508
	Upholstered	TM, TY, NK GL, SS, GM, CH	<b>1530-1-</b>	NA	\$363	\$368	\$368	\$410	\$425	\$440	\$455	\$470	\$485	\$500	\$515

3" Seat	Seat & Back Type	Frame	Model	KFI Upholstery				Grade in Fabric / Vinyls							
				V	G1	G2	G3	A	B	C	D	E	F	G	H
	Upholstered	SB, SW, SY SF, SE, SA, BK, BN, MA, BG, GD, AD, SV, CV, GV	<b>1635-</b>	NA	\$240	\$244	\$244	\$286	\$301	\$316	\$331	\$346	\$361	\$376	\$391
	Upholstered	TM, TY, NK GL, SS, GM, CH	<b>1635-</b>	NA	\$247	\$251	\$251	\$293	\$308	\$322	\$336	\$351	\$3627	\$384	\$399

3" Seat with Arms	Seat & Back Type	Frame	Model	KFI Upholstery				Grade in Fabric / Vinyls							
				V	G1	G2	G3	A	B	C	D	E	F	G	H
	Upholstered	SB, SW, SY SF, SE, SA, BK, BN, MA, BG, GD, AD, SV, CV, GV	<b>1635-1-</b>	NA	\$356	\$361	\$361	\$403	\$418	\$433	\$448	\$463	\$478	\$493	\$508
	Upholstered	TM, TY, NK GL, SS, GM, CH	<b>1635-1-</b>	NA	\$363	\$368	\$368	\$410	\$425	\$440	\$455	\$470	\$485	\$500	\$515

**\*\* POWDER-COATED FRAME COLORS:**

**Sandtex Black (SB)**  
**Sandtex Grey (SY,**  
**Sandtex Beige (SE)**  
**Gloss Black (BK)**  
**Mocha (MA)**  
**Sun Gold (GD)**  
**Silver Vein (SV)**  
**Gold Vein (GV)**  
**Textured Grey (TY)**  
**Gold Metallic (GL)**  
**Gunmetal Grey (GM)**

**Sandtex Brown (SW)**  
**Sandtex Fog Grey (SF)**  
**Sandtex Almond (SA)**  
**Brown (BN)**  
**Burgundy (BG)**  
**Almond (AD)**  
**Copper Vein (CV)**  
**Textured Mocha (TM)**  
**Satin Nickel (NK)**  
**Sparkle Silver (SS)**  
**Chrome (CH)**

To Order: \_\_\_\_\_ - \_\_\_\_\_ - \_\_\_\_\_

**Examples**

Model #      Frame Color      Fabric Color

Upholstered:      1530-CV-9602

DIMENSIONS		SHIPPING INFORMATION	
Width	17.5"	Weight	17 lbs
Depth	20.5"	LTL	4 per carton- 24.5" x 23" x 53.75"- 17.5 CF
Height	37"	UPS	1 per carton- 23.5" x 21.5" x 39.5" - 11.6 CF
Seat	3" x 16" W x 16" D		
Seat H	19"		
Back	14" W x 15.5" H		*All pricing is FOB, Louisville, KY

DIMENSIONS		SHIPPING INFORMATION	
Width	24.5"	Weight	19 lbs
Depth	20.5"	LTL	3 per carton- 24.5" x 23" x 53.75"- 17.5 CF
Height	37"	UPS	1 per carton- 23.5" x 21.5" x 39.5" - 11.6 CF
Seat	3" x 16" W x 16" D		
Seat H	19"		
Back	14" W x 15.5" H		*All pricing is FOB, Louisville, KY
Arms	27" top of arm to floor		
Arms	21" distance between arms		

DIMENSIONS		SHIPPING INFORMATION	
Width	17.5"	Weight	17 lbs
Depth	22"	LTL	4 per carton- 24.5" x 23" x 53.75"- 17.5 CF
Height	37"	UPS	1 per carton- 23.5" x 21.5" x 39.5" - 11.6 CF
Seat	3" x 16" W x 16" D		
Seat H	19"		
Back	14" W x 15.5" H		*All pricing is FOB, Louisville, KY

DIMENSIONS		SHIPPING INFORMATION	
Width	24.5"	Weight	19 lbs
Depth	22"	LTL	3 per carton- 24.5" x 23" x 53.75"- 17.5 CF
Height	37"	UPS	1 per carton- 23.5" x 21.5" x 39.5" - 11.6 CF
Seat	3" x 16" W x 16" D		
Seat H	19"		
Back	14" W x 15.5" H		*All pricing is FOB, Louisville, KY
Arms	27" top of arm to floor		
Arms	21" distance between arms		

**Upholstery:**

See page 102 for KFI Vinyl's and Fabrics  
See pages 103-112 for all Graded options

COM (Customers Own Material)- 1 yd per chair  
\* Use Grade 2 pricing

CAL133- Call for pricing

**Additional Options:**

1 - All KFI frame colors - 50 minimum required

2 - Orders less than 50 Chairs -  
Add \$75 (net) set up fee

3 - Ganging- Add \$7 (list) / chair

4 - Stainless Steel Glides - Add \$13/Set of 4

**Specifications and Features:**

7/8" square tube frame- 18 gauge  
5/8" square seat, side and rear stretcher bars- 18 gauge  
Eighteen point welds  
100% virgin polyurethane foam-CAL TB 117  
Self-leveling black nylon boot, white nylon base glides  
Black polyethylene stacking bumpers

**ANSI-BIFMA TESTED FOR 400 LBS**

**Accessories:**

Chair Dolly:



Model	Weight	List Price
DLY-UNV	16 lbs	\$191
DLY-TRK	28lbs	\$399

DLY-UNV-Shipping Dimensions: 24" x 24" x 5"  
DLY-TRK- Shipping Dimensions: 23" x 15" x 49"  
Stacks 10-12 High



SIN# 711-19

**KFI**  
www.kfiseating.com  
800-457-5073

# 1830 SERIES - Stacking


Available with Upholstered Seat & Upholstered Back


Available with or without arms


**Frames:** Sandtex Black (SB), Sandtex Brown (SW), Sandtex Grey (SY), Sandtex Fog Grey (SF), Sandtex Beige (SE), Sandtex Almond (SA), Gloss Black (BK), Brown (BN), Mocha (MA), Burgundy (BG), Sun Gold (GD), Almond(AD), Silver Vein (SV), Copper Vein (CV), Gold Vein (GV), Textured Mocha (TM), Textured Grey (TY), Satin Nickel (NK), Gold Metallic (GL), Sparkle Silver (SS), Gunmetal Grey (GM), Chrome (CH)


**Lead-Time: 4-5 weeks lead time (50 minimum)**





3" Seat	Seat & Back Type	Frame	Model	KFI Upholstery				Grade in Fabric / Vinyls							
				V	G1	G2	G3	A	B	C	D	E	F	G	H
	Upholstered	SB, SW, SY SF, SE, SA, BK, BN, MA, BG, GD, AD, SV, CV, GV	<b>1830-</b>	NA	\$243	\$247	\$247	\$289	\$304	\$319	\$334	\$349	\$364	\$379	\$394
	Upholstered	TM, TY, NK GL, SS, GM, CH	<b>1830-</b>	NA	\$250	\$254	\$254	\$296	\$311	\$326	\$241	\$356	\$371	\$387	\$402

3" Seat with Arms	Seat & Back Type	Frame	Model	KFI Upholstery				Grade in Fabric / Vinyls							
				V	G1	G2	G3	A	B	C	D	E	F	G	H
	Upholstered	SB, SW, SY SF, SE, SA, BK, BN, MA, BG, GD, AD, SV, CV, GV	<b>1830-1-</b>	NA	\$360	\$364	\$364	\$406	\$421	\$436	\$451	\$466	\$481	\$496	\$511
	Upholstered	TM, TY, NK GL, SS, GM, CH	<b>1830-1-</b>	NA	\$367	\$371	\$371	\$413	\$428	\$443	\$458	\$473	\$488	\$503	\$518

3" Seat	Seat & Back Type	Frame	Model	KFI Upholstery				Grade in Fabric / Vinyls							
				V	G1	G2	G3	A	B	C	D	E	F	G	H
	Upholstered	SB, SW, SY SF, SE, SA, BK, BN, MA, BG, GD, AD, SV, CV, GV	<b>1835-</b>	NA	\$243	\$247	\$247	\$289	\$304	\$319	\$334	\$349	\$364	\$379	\$394
	Upholstered	TM, TY, NK GL, SS, GM, CH	<b>1835-</b>	NA	\$250	\$254	\$254	\$296	\$311	\$326	\$241	\$356	\$371	\$387	\$402

3" Seat with Arms	Seat & Back Type	Frame	Model	KFI Upholstery				Grade in Fabric / Vinyls							
				V	G1	G2	G3	A	B	C	D	E	F	G	H
	Upholstered	SB, SW, SY SF, SE, SA, BK, BN, MA, BG, GD, AD, SV, CV, GV	<b>1835-1-</b>	NA	\$360	\$364	\$364	\$406	\$421	\$436	\$451	\$466	\$481	\$496	\$511
	Upholstered	TM, TY, NK GL, SS, GM, CH	<b>1835-1-</b>	NA	\$367	\$371	\$371	\$413	\$428	\$443	\$458	\$473	\$488	\$503	\$518

3" Seat	Seat & Back Type	Frame	Model	KFI Upholstery				Grade in Fabric / Vinyls							
				V	G1	G2	G3	A	B	C	D	E	F	G	H
	Upholstered	SB, SW, SY SF, SE, SA, BK, BN, MA, BG, GD, AD, SV, CV, GV	<b>1839-</b>	NA	\$402	\$406	\$406	\$448	\$463	\$478	\$493	\$508	\$523	\$538	\$553
	Upholstered	TM, TY, NK GL, SS, GM, CH	<b>1839-</b>	NA	\$521	\$526	\$526	\$568	\$583	\$598	\$613	\$628	\$643	\$658	\$673

3" Seat with Arms	Seat & Back Type	Frame	Model	KFI Upholstery				Grade in Fabric / Vinyls							
				V	G1	G2	G3	A	B	C	D	E	F	G	H
	Upholstered	SB, SW, SY SF, SE, SA, BK, BN, MA, BG, GD, AD, SV, CV, GV	<b>1839-1-</b>	NA	\$521	\$526	\$526	\$568	\$583	\$598	\$613	\$628	\$643	\$658	\$673
	Upholstered	TM, TY, NK GL, SS, GM, CH	<b>1839-1-</b>	NA	\$528	\$534	\$534	\$576	\$591	\$606	\$621	\$636	\$651	\$666	\$681



To Order: \_\_\_\_\_ - \_\_\_\_\_ - \_\_\_\_\_

Model #      Frame      Upholstery  
Color      Color      Color

**Examples**

Upholstered:      1835-1-NK-1304

DIMENSIONS		SHIPPING INFORMATION	
Width	17.5"	Weight	18.5 lbs
Depth	22"	LTL	4 per carton- 24.5" x 23" x 53.75"- 17.5 CF
Height	37"	UPS	1 per carton- 23.5" x 21.5" x 39.5" - 11.6 CF
Seat	3" x 16" W x 16" D		
Seat H	19"		
Back	14" W x 15.5" H		*All pricing is FOB, Louisville, KY

DIMENSIONS		SHIPPING INFORMATION	
Width	24.5"	Weight	20.5 lbs
Depth	22"	LTL	3 per carton- 24.5" x 23" x 53.75"- 17.5 CF
Height	37"	UPS	1 per carton- 23.5" x 21.5" x 39.5" - 11.6 CF
Seat	3" x 16" W x 16" D		
Seat H	19"		
Back	14" W x 15.5" H		*All pricing is FOB, Louisville, KY
Arms	27" top of arm to floor		
Arms	21" distance between arms		

DIMENSIONS		SHIPPING INFORMATION	
Width	17.5"	Weight	20.5 lbs
Depth	22"	LTL	4 per carton- 24.5" x 23" x 53.75"- 17.5 CF
Height	38.5"	UPS	1 per carton- 23.5" x 21.5" x 39.5" - 11.6 CF
Seat	3" x 16" W x 16" D		
Seat H	19"		
Back	14" W x 15.5" H		*All pricing is FOB, Louisville, KY

DIMENSIONS		SHIPPING INFORMATION	
Width	24.5"	Weight	22.5 lbs
Depth	22"	LTL	3 per carton- 24.5" x 23" x 53.75"- 17.5 CF
Height	38.5"	UPS	1 per carton- 23.5" x 21.5" x 39.5" - 11.6 CF
Seat	3" x 16" W x 16" D		
Seat H	19"		
Back	14" W x 15.5" H		*All pricing is FOB, Louisville, KY
Arms	27" top of arm to floor		
Arms	21" distance between arms		

DIMENSIONS		SHIPPING INFORMATION	
Width	18.75"	Weight	22 lbs
Depth	22"	LTL	4 per carton- 24.5" x 23" x 53.75"- 17.5 CF
Height	37"	UPS	1 per carton- 23.5" x 21.5" x 39.5" - 11.6 CF
Seat	3" x 17" W x 16" D		
Seat H	19"		
Back	15" W x 17" H		*All pricing is FOB, Louisville, KY

Width	25.5"	Weight	24 lbs
Depth	22"	LTL	3 per carton- 24.5" x 23" x 53.75"- 17.5 CF
Height	37"	UPS	1 per carton- 23.5" x 21.5" x 39.5" - 11.6 CF
Seat	3" x 17" W x 16" D		
Seat H	19"		
Back	15" W x 17" H		*All pricing is FOB, Louisville, KY
Arms	27" top of arm to floor		
Arms	22" distance between arms		

**Upholstery:**

See page 102 for KFI Vinyl's and Fabrics  
See pages 103-112 for all Graded options

COM (Customers Own Material)- 1 yd per chair  
\* Use Grade 2 pricing

CAL133- Call for pricing

**Additional Options:**

1 - All KFI frame colors - 50 minimum required

2 - Orders less than 50 Chairs -  
Add \$75 (net) set up fee

3 - Interlock ganging- Add \$7 (list) / chair

4 - Stainless Steel Glides - Add \$13/Set of 4

**Specifications and Features:**

- 7/8" square tube frame- 18 gauge
- 5/8" square seat, side and rear stretcher bars- 18 gauge
- Eighteen point welds
- 100% virgin polyurethane foam-CAL TB 117
- Self-leveling black nylon boot, white nylon base glides
- Black polyethylene stacking bumpers

**ANSI-BIFMA TESTED FOR 400LBS**

**Accessories:**

Chair Dolly:



Model	Weight	List Price
DLY-UNV	16 lbs	\$191
DLY-TRK	28lbs	\$399

DLY-UNV-Shipping Dimensions: 24" x 24" x 5"  
DLY-TRK- Shipping Dimensions: 23" x 15" x 49"  
Stacks 8 High



SIN# 711-19

**KFI**  
www.kfiseating.com  
800-457-5073

# 1900 SERIES - Guest / Stack Seating


Available with Upholstered Seat & Upholstered Back


Available with or without arms

(MH) Mahogany, (KK) Oak, (NA) Natural frame options

Lead-Time: 3-4 Weeks.



2" Roll Front Seat	Seat & Back Type	Frame	Model	KFI Upholstery				Grade in Fabric / Vinyls							
				V	G1	G2	G3	A	B	C	D	E	F	G	H
	Upholstered	MH, KK, NA	<b>1920-</b>	\$523	\$534	\$553	\$553	\$598	\$615	\$631	\$648	\$663	\$684	\$700	\$719

2" Roll Front Arms	Seat & Back Type	Frame	Model	KFI Upholstery				Grade in Fabric / Vinyls							
				V	G1	G2	G3	A	B	C	D	E	F	G	H
	Upholstered	MH, KK, NA	<b>1921-</b>	\$523	\$534	\$553	\$553	\$598	\$615	\$631	\$648	\$663	\$684	\$700	\$719

To Order: \_\_\_\_\_ - \_\_\_\_\_ - \_\_\_\_\_

**Examples**

Model #      Frame    Upholstery  
                  Color    Color

Upholstered:      1921- KK-1302

**DIMENSIONS**

Width    22"  
Depth    24"  
Height   34"  
Seat      2" x 19.25" W x 19" D  
Seat H    18"  
Back      16.5" W x 10.75" H

**SHIPPING INFORMATION**

Weight    19.5 lbs  
LTL        4 per carton- 30" x 21.5" x 51.25"- 18.9 CF  
UPS        1 per carton- 23.5" x 21.5" x 39.5" - 11.6 CF  
  
\*All pricing is FOB, Louisville, KY

**DIMENSIONS**

Width    22"  
Depth    24"  
Height   34"  
Seat      2" x 19.25" W x 19" D  
Seat H    18"  
Arms      25" to top of arm

**SHIPPING INFORMATION**

Weight    20.5 lbs  
LTL        4 per carton- 30" x 21.5" x 51.25"- 18.9 CF  
UPS        NA  
  
\*All pricing is FOB, Louisville, KY

**Upholstery:**

See page 102 for KFI Vinyl's and Fabrics  
See pages 103-112 for all Graded options

COM (Customers Own Material)- 1 yd per chair  
\* Use Grade 2 pricing

CAL133- Call for pricing

**Specifications and Features:**

2" Padded Roll front seat  
Padded Contoured back  
1.25"molded laminate Beechwood  
Twenty-One Plies  
Full box wood frame, cross bars and corner blocks  
100% virgin polyurethane foam-CAL TB 117  
Natural round polyethylene glides  
ANSI-BIFMA Tested

**Accessories:**

Chair Dolly:



<u>Model</u>	<u>Weight</u>	<u>List Price</u>
DLY-UNV	16 lbs	\$191
DLY-TRK	28lbs	\$399

DLY-UNV-Shipping Dimensions: 24" x 24" x 5"  
DLY-TRK- Shipping Dimensions: 23" x 15" x 49"  
Stacks 4-5 High



SIN# 711-18




## 8000 SERIES - Folding Chairs

Available in (BG) Beige, (GY) Grey or (BK) Black Steel frame options

Available in metal, vinyl or fabric seats

Lead-Time: 2-3 Days



<b>All Steel</b>	Back Type	Frame Type	Model	KFI List
	Steel	Beige	<b>8000-BG</b>	<b>\$236 (per Carton of 4)</b>
		Black	<b>8000-BK</b>	<b>\$236 (per Carton of 4)</b>
<b>Vinyl Seat &amp; Back</b>	Back Type	Frame Type	Model	KFI List
	Beige Vinyl	Beige	<b>8100-BG-Beige Vinyl</b>	<b>\$304 (per Carton of 4)</b>
	Grey Vinyl	Grey	<b>8100-GY-Grey Vinyl</b>	<b>\$304 (per Carton of 4)</b>
<b>Fabric Seat &amp; Back</b>	Back Type	Frame Type	Model	KFI List
	Beige Fabric	Beige	<b>8100-BG-Beige Fabric</b>	<b>\$320 (per Carton of 4)</b>
	Navy Fabric	Grey	<b>8100-GY-Navy Fabric</b>	<b>\$320 (per Carton of 4)</b>
<b>2" Fabric Seat &amp; Back</b>	Back Type	Frame Type	Model	KFI List
	Navy Fabric	Grey	<b>8200-GY-Navy Fabric</b>	<b>\$172 (per Carton of 2)</b>
	Grey Fabric	Grey	<b>8200-GY-Grey Fabric</b>	<b>\$172 (per Carton of 2)</b>

To Order: \_\_\_\_\_ - \_\_\_\_\_ - \_\_\_\_\_

Model #    Frame Color    Upholstery Color

### Examples

8100-BG-Beige Fabric

#### DIMENSIONS

Width 18.5"  
Depth 19.75"  
Height 30"

#### SHIPPING INFORMATION

Weight 44 lbs per Carton of 4  
LTL 4 per carton- 38.5" x 18.75" x 8"- 3.3 CF  
UPS 4 per carton- 38.5" x 18.75" x 8"- 3.3 CF

\*All pricing is FOB, Louisville, KY

#### DIMENSIONS

Width 18.5"  
Depth 19.75"  
Height 30"

#### SHIPPING INFORMATION

Weight 51 lbs per Carton of 4  
LTL 4 per carton- 38.5" x 18.75" x 8.5"- 3.3 CF  
UPS 4 per carton- 38.5" x 18.75" x 8.5"- 3.3 CF

\*All pricing is FOB, Louisville, KY

#### DIMENSIONS

Width 18.5"  
Depth 19.75"  
Height 30"

#### SHIPPING INFORMATION

Weight 51 lbs per Carton of 4  
LTL 4 per carton- 38.5" x 18.75" x 8.5"- 3.3 CF  
UPS 4 per carton- 38.5" x 18.75" x 8.5"- 3.3 CF

\*All pricing is FOB, Louisville, KY

#### DIMENSIONS

Width 18.5"  
Depth 19.75"  
Height 30"

#### SHIPPING INFORMATION

Weight 25 lbs per Carton of 2  
LTL 2 per carton- 38.5" x 18.75" x 7.5"- 3.3 CF  
UPS 2 per carton- 38.5" x 18.75" x 7.5"- 3.3 CF

\*All pricing is FOB, Louisville, KY

### **Specifications and Features:**

- Contoured Back
- Double Hinged for added strength
- Front and Rear double-riveted cross braces
- 18 gauge steel frame
- 7/8" round tube frame
- Powder-Coated frames
- Non-marring floor glides

### **Additional Options**

#### **Chair Dolly-**

Dimensions: 67"W x 80"H x 37"D

Heavy gauge welded frame with black finish  
3" diameter swivel wheels. Rubber stoppers on hanger bars prevents scratching

- Holds:
- 84ea (8000)
  - 72ea (8100)
  - 48ea (8200)



Model	Weight	List Price
DLY-8000	76 lbs	\$679

Shipping Dimensions: 76" x 37" x 6" - 9.8 CF  
Ships KD



**8000 & 8100 Series not on GSA contract.**

# KFI Vinyls, Grade 1, 2 & 3 Upholstery

## VINYL'S

9301-Navy  
9202-Black  
9607-Red  
9107-Yellow  
9705-Green  
9704-Hunter  
9305-Blue  
9402-Light Grey  
9403-Grey  
9106-Brown  
9703-Forest  
9102-Almond  
9302-Wedgewood  
9602-Port

## GRADE 1 FABRIC

1101-Spice  
1102-Brown  
1202-Burgundy  
1203-Dark Burgundy  
1201-Cabernet  
1302-Blue  
1304-Navy Blue  
1501-Grey  
1502-Charcoal  
1504-Black  
1303-Denim  
1405-Jade  
1207-Wine

## GRADE 2 FABRICS

0621-Pewter  
0654-Cornflower  
4262-Rouge  
0605-Cowhide  
8414-Midnight  
0606-Blackout

2310-Navy  
2320-Baltic Blue  
2417-Alpine  
2213-Burgundy  
2112-Oatmeal  
2113-Brown  
2511-Silver  
2512-Coal  
2902-Black

2603-Golden  
2513-Charcoal  
2418-Pine  
2323-Navy  
2114-Cashmere  
2223-Plum

## GRADE 3 FABRICS

298-023-Aspen  
298-013-Avocado  
298-014-Blue Ray  
298-004-Cadet  
298-036-Char  
298-003-Chive  
298-034-Cosmo  
298-005-Crocus  
298-002-Daffodil  
298-033-Fairway  
298-026-Flint  
298-000-Fudge  
298-024-Neptune  
298-009-Pimento  
298-011-Port  
298-017-Pumice  
298-001-Rouge  
298-007-Sable  
298-016-Slate  
298-046-Smoke  
298-019-Squash  
298-006-Tuxedo

3223-Brick  
3708-Amethyst  
3201-Maroon  
3303-Sapphire  
3102-Walnut  
3901-Black  
3401-Emerald  
3501-Slate  
3301-Indigo  
3423-Cactus  
3107-Mocha  
3225-Cadet  
3420-Tarragen  
3323-Federal

3712-Aubergine  
3105-Parchment  
3507-Shadow  
3215-Toreador  
3414-Aloe  
3905-Black  
3320-Partiot Blue  
3106-Mocha Brown  
3220-Poppy  
3317-Cobalt Blue

## GRADE 3 VINYL'S

### Dillon - PVC free

Apple Green  
Balsa  
Buff  
Chili  
Graphite  
Luggage  
Straw  
Thunder  
Fiesta  
Grape  
Java  
Lipstick  
Sage  
Snow  
Steel  
Williamsburg

### Spradling

3306-Deep Navy\*  
3204-Red Wine\*  
3906-Black\*

\* Grade 3 Vinyls are Anti-fungal  
& Anti-Bacterial Protection

**“GRADE-IN PROGRAM”**  
with  
**CF Stinson, Culp, Guilford of Maine, Mayer,  
Momentum, Spradling**

Lead-time on all cut yardage orders is usually 2 to 4 weeks. Lead-times may vary depending on availability of fabric or frame color choice.

To see fabrics or to order swatches simply visit these websites or call:



800-841-6279  
www.cfstinson.com



336-888-6274  
www.culpinc.com



800-544-0200  
www.guilfordofmaine.com



800-428-4415  
www.mayerfabrics.com



MOMENTUM GROUP

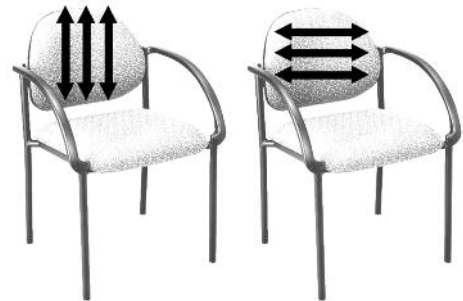
800-366-6839  
www.themomgroup.com



800-333-0955  
www.spradlingvinyl.com

How is the pattern applied on the chair?

If the customer desires a pattern to be placed horizontally or vertically on the chair, we must be informed on the Purchase Order. Otherwise, KFI will apply the upholstery to the chair as deemed appropriate or per recommendation from the manufacturer.



What is the warranty on the upholstery?

Most products are guaranteed for five years against unusual wear - provided the material is not abused and has been cared for properly. This warranty is void if product is not used for its intended purpose or if subjected to an unusual application, abuse or normal wear and tear. This warranty is based on a 40 hour work week. Please visit websites for full warranty information.

\*\* Please be aware that moisture barrier fabrics such as woven Crypton do not tailor well on certain products. Moisture barrier fabrics have zero stretch and can leave undesirable wrinkles.

<b>CULP- CLASSIC DESIGNS</b>	<b>GRADE</b>	<b>CULP- DESIGNER SERIES</b>	<b>GRADE</b>
AB	A	CAGEY- iclean	B
ARCHETYPE TFL	A	CUTUP - iclean	B
BENDAY	A	GARDEN CLUB - iclean	B
BRAVO NPL	A	LOUISE - iclean	B
BUNNYHOP	A	PEWABIC - iclean	A
CANTINA R/L	A	REFLECTION - iclean	A
CASTILLO-iclean	A	RINKY DINK - iclean	B
CITY PARK	A	SYMMETRY - iclean	A
CORINTHIAN	A	WATERCOLOR - iclean	B
CRITIC'S CHOICE	A		
DEMURE- iclean	A		
DORSET- iclean	A		
DOT COM- iclean	A		
FANDANGO	A		
FINE TUNE	A		
GAVOTTE	A		
GROUND CONTROL TFL	A		
GUNSLINGER R/L	A		
HATHAWAY T/C	A		
HIGH COTTON TFL	A		
KEDAR	A		
LOOSE CHANGE	A		
MONTGOMERY	A		
OREGON TRAIL R/L	A		
PALANCE T/K	A		
PETAL PUSHER	A		
RIGDECREST	A		
SUAVE T/C	A		
TABBY T/C	A		
TEA TIME	A		
THUNDER STRIKE	A		
VENUE	A		
WEEHAWKEN	A		
WINSLOW	A		
X-MORTICIA	A		
YOSEMITE	A		



<b>STINSON-VINYL &amp; NON-PVC</b>	<b>GRADE</b>	<b>STINSON-VINYL &amp; NON-PVC</b>	<b>GRADE</b>	<b>STINSON- NON-PVC</b>	<b>GRADE</b>
ALL AMERICAN	A	NATURAL WORLD	CALL	ARIOSO	A
APEX-CRYPTON	E	NAUGALEATHER	B	DAKOTA	C
ARCHETYPE	C	NAUGASOFT	B	EFFERVESCENSE	H
ATLAS	B	NEOCHROME III	B	MODENA	G
ATMOSPHERE	B	NISHIKI	C	MOXIE	G
AVANT	B	ORBIT	C	SOLITAIRE	D
BAMBU-ENVI	G	OXFORD	C	SUNDANCE	E
BISTRO	B	PATRIOT PLUS II	B	WYATT	E
BUDGET BLACK	A	PETALS	G		
BURKSHIRE	B	RAFFIA	E	<b>STINSON- PATTY MADDEN VINYL</b>	<b>GRADE</b>
CARLISLE	C	RAINIER	B	AFFINITY	H
CASSIDY	B	RALLY	A	ASPEN	H
CATALYST	B	RIALTO	C	BANYAN	H
CHANNEL	C	ROGUE II	B	BARI	H
CHROMA	F	SCOUT	B	CAPRENI	H
CIRQUE	D	SCRIBE	D	ELI	H
CITADEL	B	SCRIPT	D	JUXY	H
CLEAN SLATE	C	SENTRY-HC	C	MARTINI	H
COLORGUARD	B	SHANTUNG	B	OLYMPUS	H
CONNECT	B	SIMPLICITY	B	PLEXUS	H
CORE	B	SLEEK	C	PRISMA	H
CRISS CROSS	C	SMILE	H	RIVERA	H
DASH	D	SMOOTHIE	C	SLIGHTWAVE	H
DIVA	C	SPHERE	D	WICKER	H
DODGEBALL	H	SPIRIT MILLENNIUM	B	YBOR	H
DYNASTY	C	STAT-CON	F		
ENGLISH PUB	B	STITCH IN TIME	D		
EXPRESSIONS	B	SYMPHONY CLASSIC	B		
FACET	C	TENDRIL	B		
FINITE	D	TESSUTO	C		
FIZZ	C	TRAX	D		
FUSE	B	VEGAS	B		
GEOMET	E	VERDURE-ENVI	G		
GRAND SIERRA	B	WHISPER	B		
GRILLE	C	WHITNEY	E		
KILKENNY TWEED	C	ZIGGY	B		
KUSARI	C	ZODIAC	C		
LAREDO	B				
LIQUID	D	<b>STINSON- MICHAEL GRAVES VINYL</b>	<b>GRADE</b>		
MATRIX	F	AUBERGE	H		
MICA	C	ENTRADA	H		
MOCCASIN	B	EXCURSION	C		
MONTANA	B	LATITUDE	C		
		VALISE	C		

<b>STINSON- PERFORMANCE FABRIC</b>	<b>GRADE</b>	<b>STINSON- PERFORMANCE FABRIC</b>	<b>GRADE</b>	<b>STINSON- PERFORMANCE FABRIC</b>	<b>GRADE</b>
ACE	C	FUSE	A	REVOLUTION	G
ADIRONDACK	G	GEODESIC	H	RIALTO	C
AERO	F	GLACIER	B	RIDDLE	C
ALCHEMY	F	GRADATION	D	SATELLITE	D
ALFRESCO	G	GRAVITY	E	SECOND ACT	G
ALIGNMENT	H	HANDS ON	G	SENTRY - HC	C
ARC	E	HAPPY HOUR	E	SEQUENCE	C
ASCEND	G	HAVEN	F	SHIFT	C
ATLAS	A	HI-FI	C	SIDELINE	D
BALANCE BEAM	H	HIGHLIGHT	C	SMOOTHIE	C
BALI	H	HIVE	C	SNUGGLE	E
BASS LINE	G	HOT SPOT	G	SPLASH	H
BEATBOX	G	HOURLASS	H	SPRINT	B
BEEP BEEP	H	HUSH	H	STITCH IN TIME	C
BESPOKE	E	I SPY	H	SQUIRE	F
BLIP	C	INSIDE TRACK	C	STELLAR	D
BRETON	H	INTERVAL	E	STIPPLE	D
BRILLIANT	C	ISABELLA	H	STRAIGHT & NARROW	G
BRYANT PARK	B	JAMBI STRIPE	G	STRAND	B
CARLISLE	B	JASMINE SCREEN	H	SUMATRAN PALM	H
CATALINA	H	LABYRINTH	H	SUMMIT	F
CATWALK	G	LEAPS & BOUNDS	H	SUNBURST	H
CELESTE	G	LINDLEY PARK	B	TENDRIL	B
CITADEL	B	LINE DANCE	F	THICKET	C
CHAUNCEY	D	LINUS	F	TRACING	D
CHLOE	F	MANCHESTER	E	TRANQUILITY	H
COCO	G	MARIMBA	F	TRANSCEND	B
COLDEN	H	MINGLE	G	TRIBECA	C
CONCENTRIC	H	MONTAGE	E	TWEED	G
CONNECT	B	NEST	H	URBAN GRID	C
CONTINUUM	E	NEW HEMPSTEAD	B	VELOCITY	F
COTTONWOOD	G	NEXT SCENE	G	VIBE	G
COZY	F	NOVA	D	VISION	C
CRISS CROSS	C	ON THE MONEY	F	ZOOM	F
CRYPTON METRO	D	OUTLANDER	C		
CRYPTON SUEDE	E	PARK AVENUE	G		
DART	C	PERIMETER	E		
DEFLECTION	G	PERSUASION	E		
DUET	F	PIVOT	C		
EQUINOX	F	POLKA	C		
FAST LANE	C	PORTICO	E		
FIGMENT	H	POSH	E		
FLEX	E	PROFILE	F		
FLORENTINE	F	RAINER	C		
FOLIO	H	RAQUETTE	G		
FREEHAND	E	REALM	E		
FURROWS	C	REFRACTION	C		
		RETROGRADE	C		

<b>GUILFORD OF MAINE</b>	<b>GRADE</b>	<b>GUILFORD OF MAINE</b>	<b>GRADE</b>
ANCHORAGE	A	OSCAR	C
AQUATINT	A	OUTLINE	A
ATLANTIS	A	OVERACHIEVER	C
BAILEY	A	OXFORD	A
BEACON	A	PISA	A
BEEHAVE	A	PIZZAZZ	B
BENSON	A	PLAYFUL	A
BEST IN SHOW	C	PORTOFINO	B
BLINK	A	PRISM	A
BOARDWALK	A	PUNCHLINE	A
BRACKLE	A	QUADRILLE	A
BRAZIL	A	REVIVAL	B
CABANA STRIPE	A	RIPPLE	B
CASABLANCA	A	RIVIERA	B
COSMOPOLITAN	B	ROCK STAR	C
COUTURE	A	SHIRAZ	A
DIBLEY	A	SHOWTIME	A
DITTY	A	SIDE CAR	B
DIVA	A	SKETCH	A
ECHO	C	SNAKESKIN	A
FAMOUS	A	SNAZZY	A
FRANK	A	SOCKHOP	B
FLORA	A	SOUNDBYTE	A
FLORENCE	A	SPRIG	B
FROLIC	A	STELLAR	B
GAVIN	A	SWAGGER	B
GEORGE	B	TEACHER'S PET	C
HANNA	A	TELEGRAPH	B
HIGHBEAMS	A	TICKER	A
JANE	A	TIMELESS	A
LIFESAVER	A	TRACERY	A
LIME LIGHT	B	TRANQUIL	A
LISBON	A	TRANSPORT	A
MADISON	A	TWIRL	B
MAINSTREAM	B	UNDERGROUND	B
MARY GO ROUND	A	WHIRL	A
MESSINA	A	WICKER	A
MOD	B	WIGGLE	A
MOGULS	B	WINNER'S CIRCLE	C
NAIAD	A	WIRED	B
ONE, TWO, THREE	A	XCEED	A
OPENHOUSE	A		

<b>MAYER FABRIC</b>	<b>GRADE</b>	<b>MAYER FABRIC</b>	<b>GRADE</b>	<b>MAYER FABRIC</b>	<b>GRADE</b>
ALIGN	A	INFINITY	F	SYNAPSE	G
ARTISTRY	A	INTRIGUE	B	TWISTER	D
ASCENSION	F	JENGA	D	ULTIMA	D
AURORA	G	JUBILEE	B	VALET	B
AVENUE	F	KARMA	F	VENUE	C
BANNER	A	LOCOMOTION	B	VIBRANT	D
BAR NONE	E	MADRAS	C	VOGUE	C
BALTIC	B	MARRAKESH	F	WILDFLOWER	G
BATIK	B	MARVEL	E	ZANZIBAR	F
BELLA	E	MATRIX	G		
BUNGALOW	E	MAZ	E		
BURST	D	MEANDER	B		
CANVAS	E	MONOGRAM	C	<b>MAYER FAUX LEATHER</b>	<b>GRADE</b>
CAVALIER	A	MOONSCAPE	B	ANTIQUE	C
CHARADE	F	MOSAIC	B	BERKSHIRE	D
CIRCUIT	G	MOSAIC (DURABLOCK)	D	BOLERO	D
CIRCUMFERENCE	G	MOTIF	F	CARESSA (FR)	B
COLLAGE	H	MYRIAD	E	CARESSA SUEDE	C
COMPONENT	C	MYSTIC	C	CASCADE	D
CONTINUUM	A	NUANCE	E	CAYMAN	E
CROSS CHECK	A	NYLON-STAT ESD	F	CORK	E
DAPPER	A	OPTIC	A	COUNTERPOINT	D
DAYDREAM	C	ORBIT	C	DURANGO	A
DAZZLE	D	PATIO	B	FLORENTINO	A
DESTINY	B	PINNACLE	C	GLIMMER	E
DESTINY (DURABLOCK)	D	PLAZA	D	HOMBRE	E
DETAIL	E	PORTAL	D	JECKYL & HYDE	C
ECHO	C	PULSE	F	LAREDO	E
ECOSPHERE	E	QUATTRO	A	LONGHORN	D
ELEMENT	B	RANCHERO	A	MAVERICK	A
ENCORE	F	RAPPORT	C	MILANO	C
EQUINOX	C	REIKI	F	OUTBACK	B
ERODE	H	RELIC	G	PALERMO	D
EVOLVE	G	REVERB	B	QUARK	G
FACETS	F	RHYTHM	F	RIFT	D
FANTASY	G	SEQUEL	A	SHIMMER	E
FLOCK	H	SEQUEL (DURABLOCK)	C	ULTRAHIDE	F
FLORENTINO	A	SHANTUNG	B	VERONA	C
FLOWER POWER	B	SHERLOCK	B		
FOUNDATION 10a	A	SOJOURN	B		
GENESIS	B	SOLID GROUND	E		
GENESIS (DURABLOCK)	D	SOPHISTICATE	C		
GLEE	C	SOURCE	B		
GROUNDWORKS	E	SOURCE (DURABLOCK)	D		
HABERDASH	B	SPACER MESH	A		
HOOPLA	B	SPOT LIGHT	F		
IN THE GROOVE	D				

<b>MAYER VINYL</b>	<b>GRADE</b>	<b>MAYER FABRIC WOVEN CRYPTON</b>	<b>GRADE</b>	<b>MAYER FABRIC WOVEN CRYPTON</b>	<b>GRADE</b>
ALL SEASONS (FR)	A	ACCLAIM	C	STANZA	D
ALL USE (FR)	A	AMADEUS	F	SUEDE	D
APEX	C	ARABESQUE	D	TEA LEAVES	D
ATHENS FR	C	ARISTOCRAT	D	TIME LINE	D
ATOMIC	C	BEBOP	F	WHIMSY (RECYCLED)	G
BLOCKS	B	BIG TOP	F	XANADU	F
CHAPS (FR)	C	BRIO	E		
CHARETTE	C	CELTIC	D		
CONTEMPO	C	CUDDLE UP	F		
CRYSTALS	D	DEBONAIR	F		
CURLICUE	C	DEBUT	H		
DAKOTA	C	DISCO	D		
DANDE	C	ENTOURAGE	G		
DUBLIN TWEED (FR)	C	ESCAPADE	G		
ENTWINE	C	FABLE	E		
FINESSE	B	FAIRY TALES	G		
GALA	D	FATHOM	D		
GUARDIAN (SILVER ION)	C	FINALE	C		
IMAGES	C	FINISH LINE	F		
INTERLACE	C	HABITAT	D		
INTERLOCHEN	C	HOLIDAY	D		
KEY LARGO	A	JITTERBUG	D		
LINEN	B	JOURNEY	D		
LINKS	C	MALIBU	D		
MICRODOT	C	METRO	C		
PEERLESS	C	NIRVANA	F		
PINEHURST	C	NOSTALGIA	D		
PRADO	C	OBSESSSION	H		
PUNCH (SILVER ION)	B	ON THE SPOT	F		
SEQUENCE	C	PANACHE	G		
SILK SCREEN	C	PAPARAZZI	G		
SILVERWEAVE (SILVER ION)	C	PASTIME	D		
SKATE	D	PATHWAY	D		
SKETCH	C	POSITIVE THOUGHTS	G		
SLICK	C	PRIMO	D		
SPECIAL BLACK-MADRID	A	RAIN DANCE	D		
SPECIAL BLACK-OXEN	A	RATIO	F		
SPECIAL BLACK-SIERRA	A	RAZZMATAZZ	F		
SPECIAL BLACK-WALLABY	A	REALM	G		
SPIROGRAPH	D	REBOUND	F		
TOSS UP	C	REPLAY	E		
TRIBUTARY	C	ROUND 'N ROUND	G		
TUSSAH	C	SMART SUEDE	D		
UPTOWN	B	SOCIAL NETWORK	D		
VINYL STAT	D	SOLARIS	F		
WEBSCAPE	D				
WILLOW	B				

<b>MOMENTUM FABRIC</b>	<b>GRADE</b>	<b>MOMENTUM FABRIC</b>	<b>GRADE</b>	<b>MOMENTUM FABRIC</b>	<b>GRADE</b>
ACE	B	INFINITY	B	VENUE	D
AMUSE	D	INSIGHT	A	VIA	C
APRIL	E	INTERMIX	D	VOX	A
AUDIO	H	INTERMIX II	D	WANDER	H
AVENUE	D	INTERSECT	D	WEAVING PALLETTS	H
AXIS	B	INTERVAL	B	WHIM	G
BANGLE	A	JARDIN	H		
BASIS	B	JARGON	B	<b>MOMENTUM FABRIC</b>	<b>GRADE</b>
BEEP	C	JITNEY	G	<b>(LOOMSOURCE)</b>	
BENTO	H	KINDLE	F	A CAPPELLA	C
BIAS	H	KINNEY	D	ADAGIO	C
BOOM II	D	KNACK	C	AIKEN	E
BOXCAR	H	KUDOS	H	AKIMBO	E
BRISK	H	LEDGE	D	ALIBI	E
CANDID	D	LINEUP	B	A-LIST	C
CENTRIC	H	MARATHON	B	AMBIENT	E
CINCH	A	MEDLEY	E	AMORE	C
CITE	H	MILLENIUM	B	AMPLIFY	E
CLANG	C	NEON	H	ANTIC	E
CONTEXT	B	ODYSSEY	B	APEX	E
CORE	A	ORIGIN	A	APOGEE	B
COURSE	H	PACE INCASE	D	ARISTA	E
CREW	H	PARKSIDE INCASE	D	ASANA	F
CURRENT	C	PING	D	ASPIRE	C
DASH	H	PIGUE	C	ATMOSPHERE	D
DAYSPELL	H	PROPENSITY	C	ATRIUM	C
DECODE	B	PROSPECT	E	BALI BLOCK	E
DELVE	F	QUIRK	D	BATIK	E
DIVE	F	RALLY	H	BECKON	C
DRIFT	H	REALM	D	BEL CANTO	C
DUO	H	RIVET	C	BETWIXT	C
EDISON	H	SAVANT	D	BEZEL	B
EMBARK	F	SIDEBAR INCASE	D	BIG BEADS	F
EPIC	B	SENSE	E	BIMINI	C
ESSENTIA	F	SMALL TALK	H	BISTRO	C
EXPO	A	SOLACE	D	BLAKE	B
FLEET	F	SOLO2	D	BLOCK PARTY	G
FOCAL	C	SORT	H	BROOKLYN	D
FREE	C	SPAN INCASE	D	CALLIGRAPHY	D
FUSE	B	STRUT	D	CALLIOPE	E
GUSTO	C	SYNTAX	B	CARLISLE	D
HABIT	B	TESLA	H	CARRIAGE	E
HEARSAY	H	TONE	E	CAVEAT	C
HELM	F	TRADITION	B	CENSUS	D
HUE	B	VARIO	D	CHAI	D
IMPACT	C	VEER	F	CHARLOTTE	D
				CHRONICLE	C

<b>MOMENTUM FABRIC (LOOMSOURCE)</b>	<b>GRADE</b>	<b>MOMENTUM FABRIC (LOOMSOURCE)</b>	<b>GRADE</b>	<b>MOMENTUM FABRIC (LOOMSOURCE)</b>	<b>GRADE</b>
CIRCUIT	B	REPOSE	E	REPOSE	E
CLASSICO	C	LOREN	C	RETREAT	B
CLICK	B	LUCENT	E	REVIVE	E
CLIO	D	LUMINARY	C	RIALTO	C
COALESCE	E	LURE	E	RIDDLE	B
COCO	C	LYRA	C	RITUAL	C
COOL BEAT	F	MAINSTAY	B	RIVAL	C
COSTELLO	B	MAISON	C	ROCOCO	B
CRAVE	C	MALTA	F	ROPES	F
CREDO	C	MANA	E	SAGUARO	D
CRUSH	D	MARGIN	C	SAVILLE	D
DHURRIE	D	MAVEN	C	SCENE	C
DIVVY	C	MERIDIAN	B	SEABROOK	E
ELLIOTT	E	META	E	SHIVAREE	E
EMERGE	B	MIRA	C	SHOOT THE CURL	F
ENTWINE	F	MODISTE	B	SHORE THING	E
EPOCH	D	MURANO	F	SIGNATURE	C
EQUILLIBRIUM	D	NAVIGATE	E	SNUG	C
ETHOS	E	NOUVELLE	C	SOHO	C
EVER AFTER	D	OBLIQUE	B	SOJOURN	F
FEDORA	C	OCCASION	C	SOPRANO	C
FETE	D	ODIN	C	SOUL	C
FIG	F	OMEN	G	SOUTACHE	D
FINALE	C	PALM	F	SPECTRA	C
FIZZ	C	PALMER	E	STELLA	D
FLIGHT OF FANCY	F	PALOMA	B	STIR	C
GALLANT	B	PARADOX	B	SUN SPELL	F
GET COZY	D	PARALLEL	C	SUNDRY	D
GLIMPSE	D	PARASOL	C	SURREAL	D
GOSSIP	D	PEACE	E	SUSPENSE	E
GREAT ESCAPE	E	PENDANT	C	SUZANI	F
GREET	C	PERCH	E	SYNC	B
HADLEIGH	C	PINNACLE	D	TALLY	B
HAMLET	E	PLUTO	C	TAOS	D
HARPER	D	PONDER	B	TAZA	D
HATHAWAY	E	POP	C	TENUTO	B
HEPBURN	D	PORTAL	E	THETA	D
HERO	C	PORTICO	D	TIDES	F
HI-FI	C	PRANA	E	TILBURY	C
HINT	C	PREAMBLE	D	TOCA	D
HIPSTER	C	PREEN	D	TRANCE	B
HOMESPUN	D	PREGO	C	TRANSFIX	D
IMPROMPTU	F	PRONTO	C	TRAVERSE	D
INYO	D	PROPOSAL	C	TREMOLO	D
ISLET	F	PURITY	C	TREMONT	B
JOURNEY	C	PURSUIT	C	TRIBE	C
JUXTAPOSE	D	QUEUE	D	TUMBLEWEED	F
KEEPSAKE	C	QUICKSTEP	B	TWELVE	D
LEGATO	C	QUIP	B	TWIRL	C
LEVITY	F	RENDER	E	UMI	D
		RENO	D		

**MOMENTUM FABRIC  
(LOOMSOURCE)**

	<b>GRADE</b>
UPTON	C
V.I.P.	C
VEGA	C
VEIL	C
VERSUS	B
VICINITY	C
VILLAGE	E
WEEKENDER	F
WELLSPRING	E
WINSOME	C
WHISTLER	C
ZILLION	E
ZONE	C
ZUNI	B

**MOMENTUM VINYL**

	<b>GRADE</b>
BEELINE	C
BRAVO II	E
CANTER	C
CASHMERE II	D
CYCLE	D
ECHO	E
EON	C
FORAY	E
FRINGE	E
HIVE	F
ICON	F
KINDRED	G
NIFTY	D
REIN II	D
ROW	D
SUBLIME II	D
TETRA	C
VELOCITY	D

**MOMENTUM DIRECT  
(WOVEN CRYPTON)**

	<b>GRADE</b>
ALIGN	H
ARDOUR II	H
ASCEND	E
CENTRAL	E
CHANNEL	E
COVER CLOTH	D
DOMAIN	F
FELIZ	H
HUNTINGTON	G
IDYLL	H
ALIGN	H
ARDOUR II	H
CENTRAL	E
ASCEND	E

CHANNEL	E
COVER CLOTH	D
DOMAIN	F
FELIZ	H
HUNTINGTON	G
IDYLL	H
INFUSION	G
ISLA	E
JEST	H
KEYNOTE	D
MANTRA	H
MOJO	H
NARRATION	H
OATH	E
PACE CRYPTON	E
REDUX	E
SCRIBE	E
SIDEBAR CRYPTON	F
SPAN CRYPTON	E
SWAY II	G
SYNERGY	E
TELEGRAM	H
UPSIDE	G
VIVA II	F
WAVER	E
WINSOME	C
WHISTLER	C
ZILLION	E
ZONE	C
ZUNI	B

**SPRADLING VINYL**

	<b>GRADE</b>
ALLEGRO	A
APEX	A
ARCTIC	A
ARIES	A
ATMOSPHERE	A
BELUGA	A
Buckskin with Aberdeena	A
CAPRICE SOFT	A
CARBON FIBER	A
CENERY SOFT	A
CHAMBRAY	A
CORINTHIAN SOFT	A
COSMIC	A
DIAMANTE	A
E-Z Vinyls BLACKS	A
E-Z Vinyls COLORS	A
E-Z Vinyls - Marine White	A
FLORIDAIN	A

**SPRADLING VINYL**

	<b>GRADE</b>
FLOTILLA	A
GEMINI	A
G-GRAIN	A
GRAND PRIX	A
GUARDIAN	A
HEIDI SOFT	A
HEIDI SOFT MARINE	A
HITCH	A
INTERLACE	A
ISLANDER	A
KALEIDOSCOPE	A
KILKENNY TWEED	A
LONGITUDE SOFT	A
MADRID SOFT	A
MARLIN	A
MILLED PEBBLE	A
MONTANA SOFT	A
MONTICELLO SOFT	A
NAVIGATOR SOFT	A
NETWORK	A
NUANCE	A
ORION	A
OXEN SOFT	A
PATRIOT PLUS	A
PEGASUS	A
POLARIS	A
PRELUDE	A
RAVE	A
REFLEX	A
REFLEX MQ	A
ROGUE	A
RUFFINO SOFT	A
SAVOY	A
SEABREEZE	A
SEQUEL	A
SEGUINS	A
SIERRA SOFT	A
SILVERTEX	A
SIMTEX MET	A
SOHO SOFT	A
STRATOSPHERE	A
SUTTON SOFT	A
TORINO SOFT	A
TREXX	A
VERONA SOFT	A
WALLABY SOFT	A
WHISPER	A
ZANDER	A





# STACK CHAIR LIMITED WARRANTY

All KFI chair frames and table bases are warranted against defects for (12) years from the original purchas date. 300 and 400 Series chair frames are warranted against defects for (5) years from the original purchase date. Table tops have a (1) year warranty against defects and normal wear and tear. TK2000 & DS2000 (2) Year Warranty on lift mechanisms.

KFI warrants to the original purchaser that all products will be free from defects in original material and/or workmanship. KFI will replace, at its option, any defective parts or material.

This warranty is void if the product is not used for its intended purpose or if subjected to an unusual application or abuse. This warranty does not cover normal wear and tear. Variation in the color/ or texture of a material is not considered a defect.

This warranty is valid to any purchaser of KFI furniture. In the event of a claim, the purchaser may be required to validate their purchase by furnishing a copy of the original invoice for the product in question.

The KFI Service Department may issue a return authorization for the investigation of the claim. The purchaser may then be required to return the product to KFI, freight prepaid. If the claim is proven valid, KFI will without further cost to purchaser repair, or replace, at KFI's option, the appropriate defective part.

## PRICE DISCOUNT AND ZONES

All orders are discounted from list price based on 2 Zones (See Below).

Orders over \$1500 List are landed (free freight). Dock to Dock

Orders under \$1500 list- \$100.00 Fee will be added for freight

ZONE 1- 50/20/5 from List

ZONE 2- 50/20 from List

### STATES FOR ZONE 1:

Alabama	Illinois	Massachusetts	New York	South Carolina
Arkansas	Indiana	Michigan	North Carolina	Tennessee
Connecticut	Kentucky	Mississippi	Ohio	Virginia
Delaware	Louisiana	Missouri	Pennsylvania	West Virginia
Florida	Maryland	New Jersey	Rhode Island	Wisconsin
Georgia				

### STATES FOR ZONE 2:

Arizona	Kansas	New Hampshire	Oregon	Vermont
California	Montana	Nevada	South Dakota	Wyoming
Colorado	Maine	New Mexico	Utah	Idaho
Minnesota	North Dakota	Washington	Iowa	Nebraska
Oklahoma	Texas			

Delivered prices are for the 48 domestic states (excluding Alaska, Hawaii or Export). Orders are priced by destination zone as listed by state. If your order is shipped to a different location, refer to the zone of the shipping destination for pricing. Delivery notification or call ahead requests must be specified and will be subject to an additional charge of \$25.00 net that will be added to your invoice. Request for special express, next day, inside or non-dock delivery will be subject to additional charges.



P.O. Box 3622 • 1533 Bank Street • Louisville, Kentucky 40201-3622 • (502) 585-4464 • Facsimile (502) 585-4676  
For more information about KFI, call 1-800-457-5073